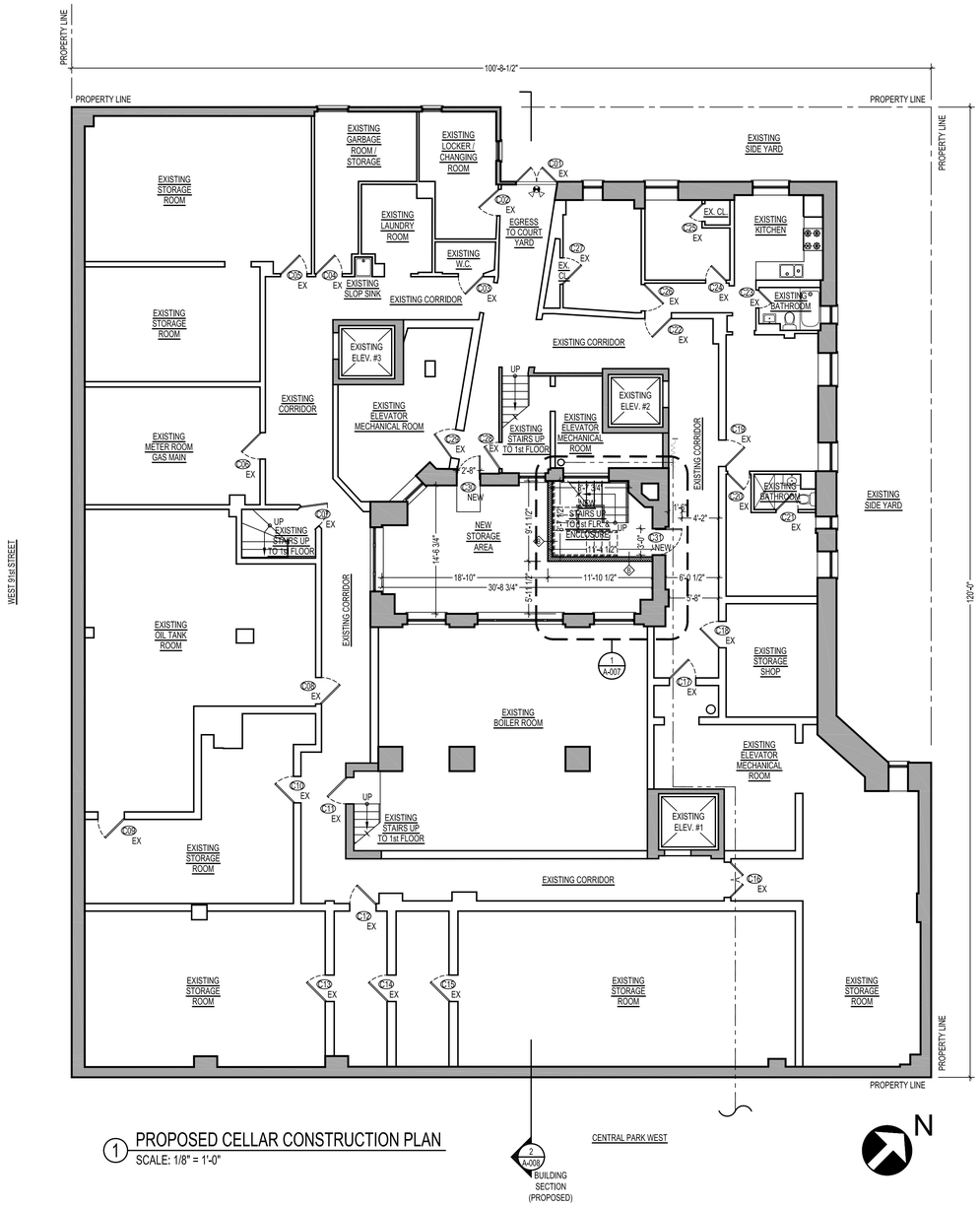

1 PROPOSED CELLAR CONSTRUCTION PLAN
SCALE: 1/8" = 1'-0"

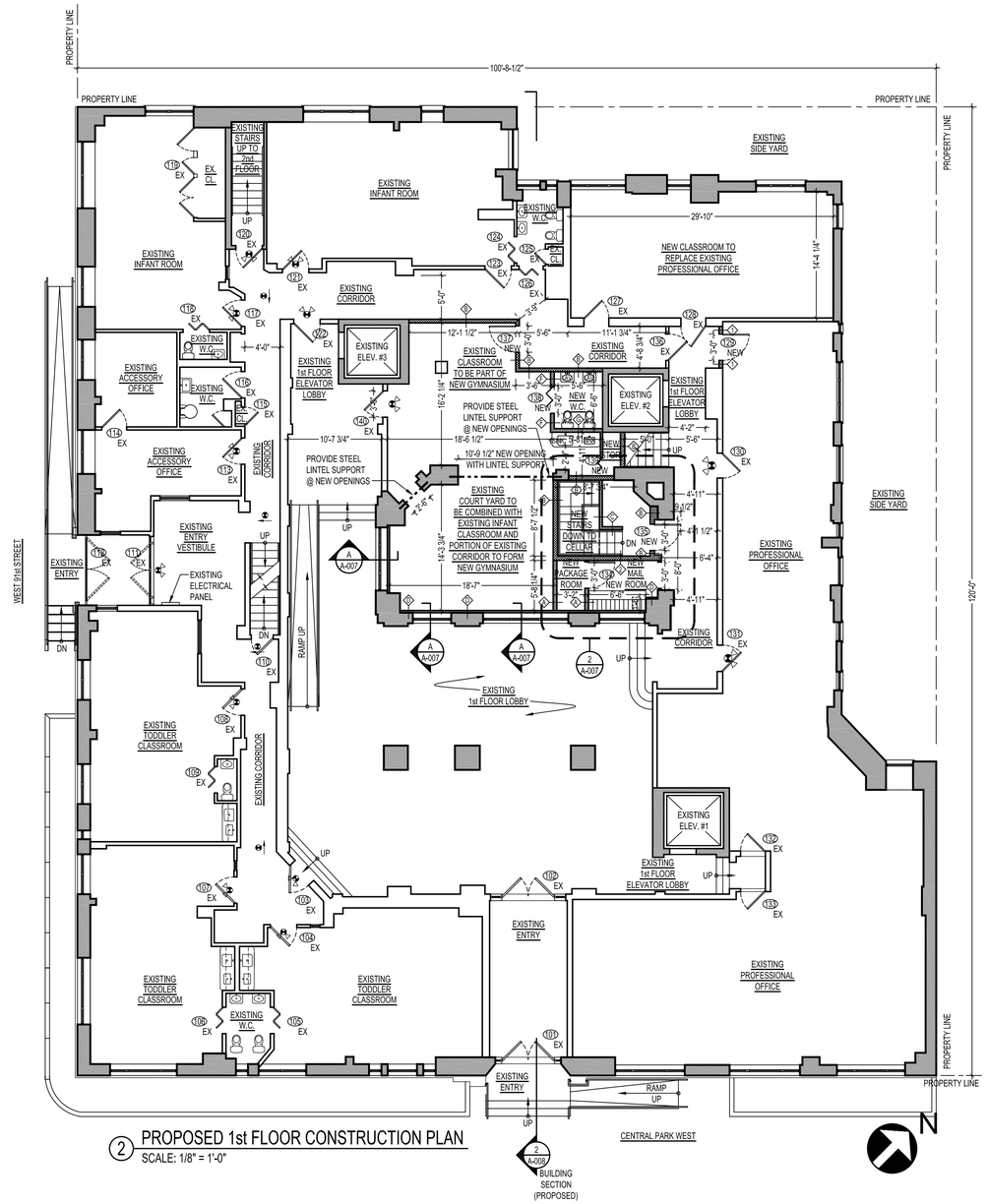

2 PROPOSED 1st FLOOR CONSTRUCTION PLAN
SCALE: 1/8" = 1'-0"

No.	REVISION	BY	DATE

JON DAVID LIBASCI
REGISTERED ARCHITECT
435 CENTRAL PARK WEST
NEW YORK, N.Y. 10025

KOPELS STUDIO
153 WEST 27th STREET # 1003
NEW YORK, N.Y. 10001
EMAIL: ron@ronkopels.com

PROJECT TITLE:

2nd FLOOR
GYMNASIUM EXTENSION
315 CENTRAL PARK WEST
NEW YORK, N.Y. 10025

DRAWING TITLE:

PROPOSED
CELLAR & 1st FLOOR
CONSTRUCTION PLAN

DOB BSCAN:

SEAL AND SIGNATURE:

DATE:	07-20-2015
PROJECT No:	315cpw_gym
DRAWING BY:	R.L.
CHK BY:	R.K.
DWG. No:	A004.00
CAD FILE No: LPC FILING	SHEET: 6 OF 10

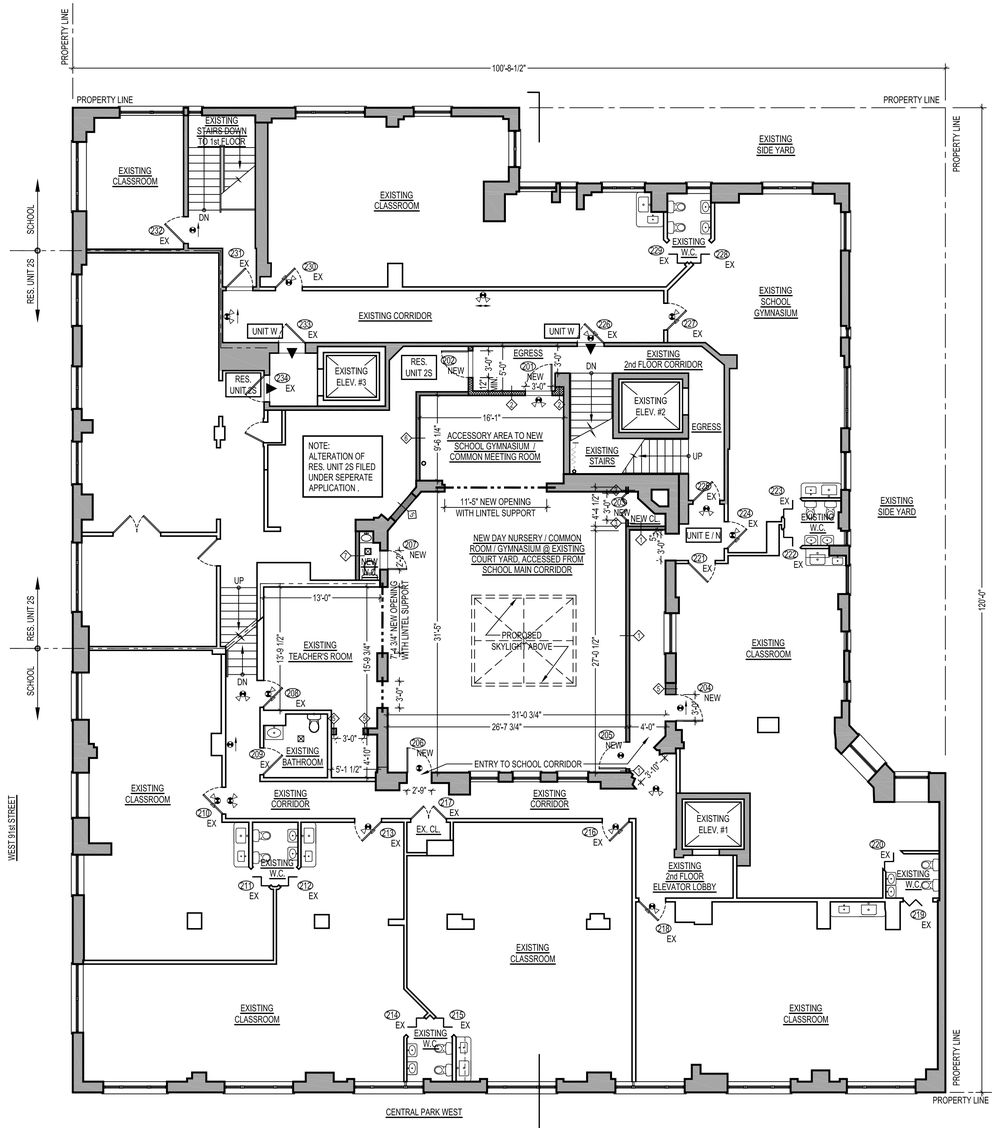

1 PROPOSED 2nd FLOOR CONSTRUCTION PLAN
SCALE: 1/8" = 1'-0"

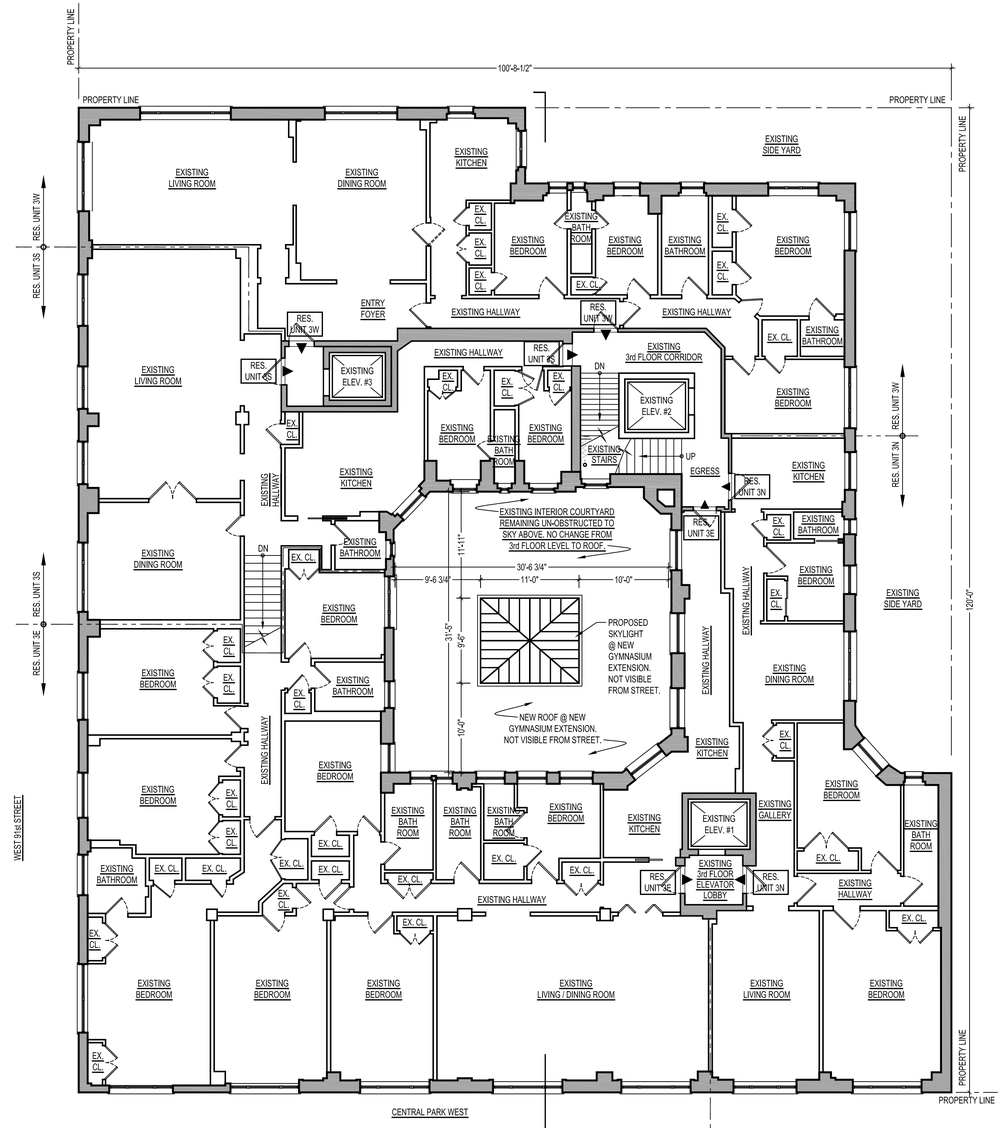

2 PROPOSED 2nd FLOOR GYMNASIUM ROOF PLAN
SCALE: 1/8" = 1'-0"

No.	REVISION	BY	DATE

JON DAVID LIBASCI
REGISTERED ARCHITECT
435 CENTRAL PARK WEST
NEW YORK, N.Y. 10025

KOPELS STUDIO
153 WEST 27th STREET # 1003
NEW YORK, N.Y. 10001
EMAIL: ron@ronkopels.com

PROJECT TITLE:

2nd FLOOR
GYMNASIUM EXTENSION
315 CENTRAL PARK WEST
NEW YORK, N.Y. 10025

DRAWING TITLE:

PROPOSED
2nd FLOOR & GYMNASIUM ROOF
CONSTRUCTION PLAN

DOB BSCAN:

SEAL AND SIGNATURE:

DATE:	07-20-2015
PROJECT No:	315cpw_gym
DRAWING BY:	R.L.
CHK BY:	R.K.
DWG. No:	A005.00
CAD FILE No: LPC RLING	SHEET: 7 OF 10

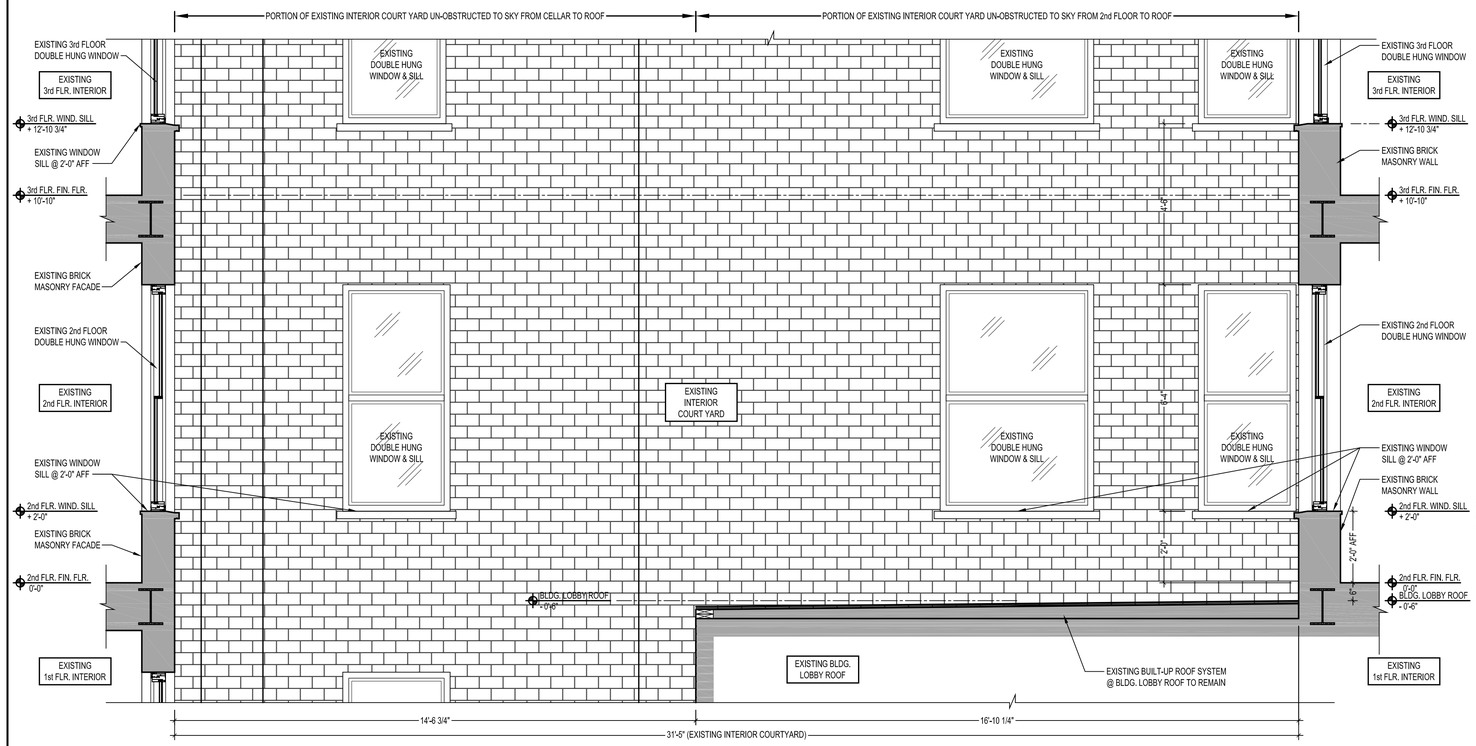

② SECTION THRU EXISTING INTERIOR COURT YARD
SCALE: 1/2" = 1'-0"

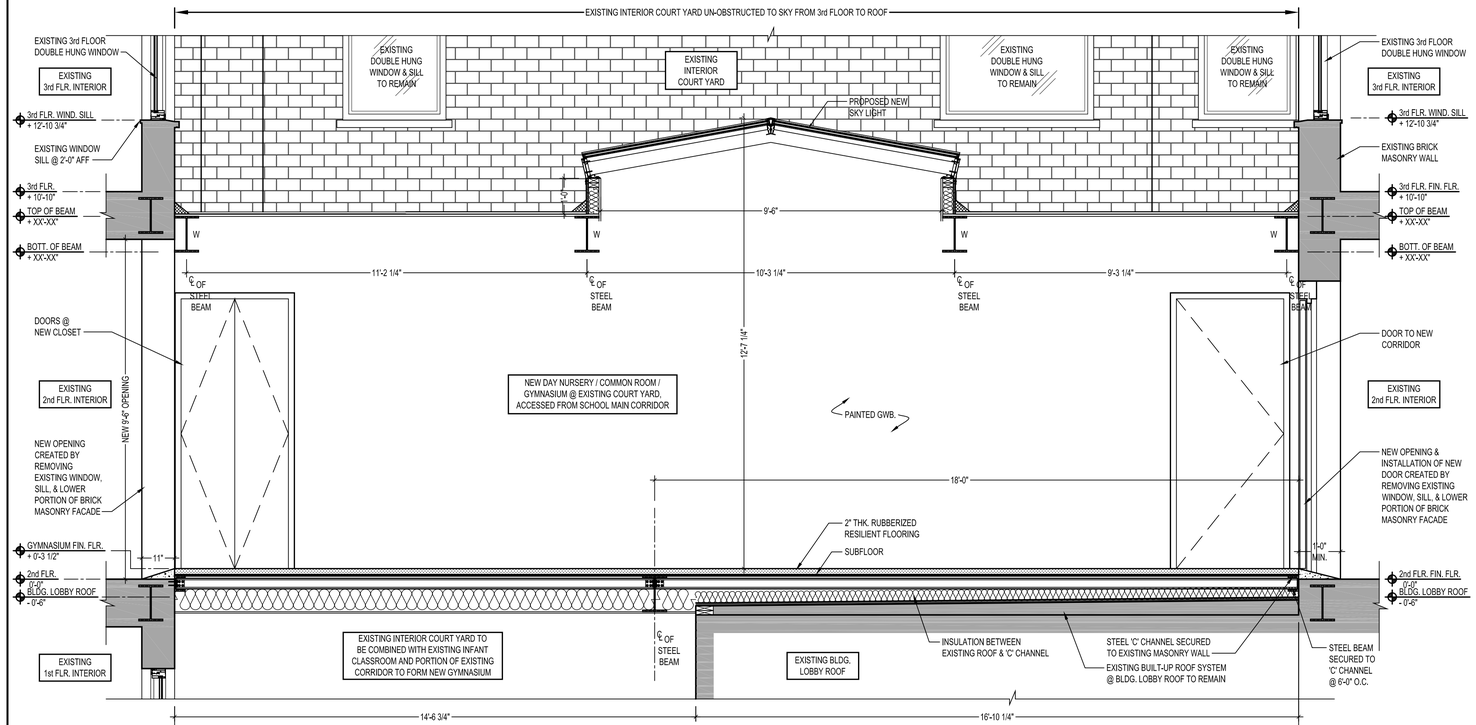

③ SECTION THRU PROPOSED GYMNASIUM EXTENSION @ 2nd FLOOR @ EXISTING INTERIOR COURT YARD
SCALE: 1/2" = 1'-0"

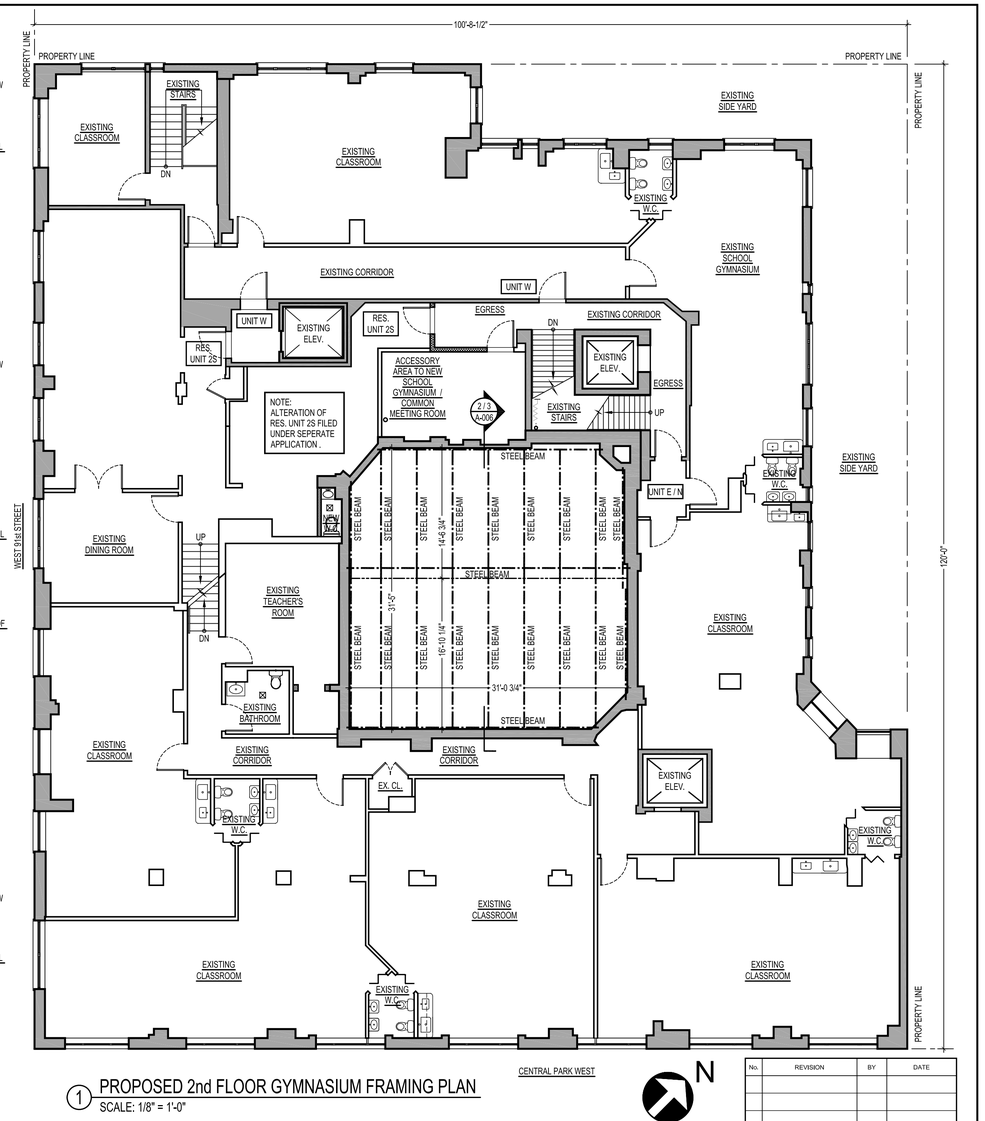

① PROPOSED 2nd FLOOR GYMNASIUM FRAMING PLAN
SCALE: 1/8" = 1'-0"

No.	REVISION	BY	DATE

JON DAVID LIBASCI
REGISTERED ARCHITECT
435 CENTRAL PARK WEST
NEW YORK, N.Y. 10025

KOPELS STUDIO
153 WEST 27th STREET # 1003
NEW YORK, N.Y. 10001
EMAIL: ron@ronkopels.com

PROJECT TITLE:
2nd FLOOR
GYMNASIUM EXTENSION
315 CENTRAL PARK WEST
NEW YORK, N.Y. 10025

DRAWING TITLE:
PROPOSED 2nd FLR. GYMNASIUM FRAMING PLAN; SECTION THRU EXISTING INTERIOR COURT YARD; SECTION THRU PROPOSED GYMNASIUM EXTENSION @ 2nd FLR. @ EXISTING INTERIOR COURT YARD

DOB BSCAN:

SEAL AND SIGNATURE:

DATE:	07-20-2015
PROJECT No:	315cpw_gym
DRAWING BY:	R.L.
CHK BY:	R.K.
DWG. No:	A006.00
CAD FILE No: UPC FILING	SHEET: 8 OF 10

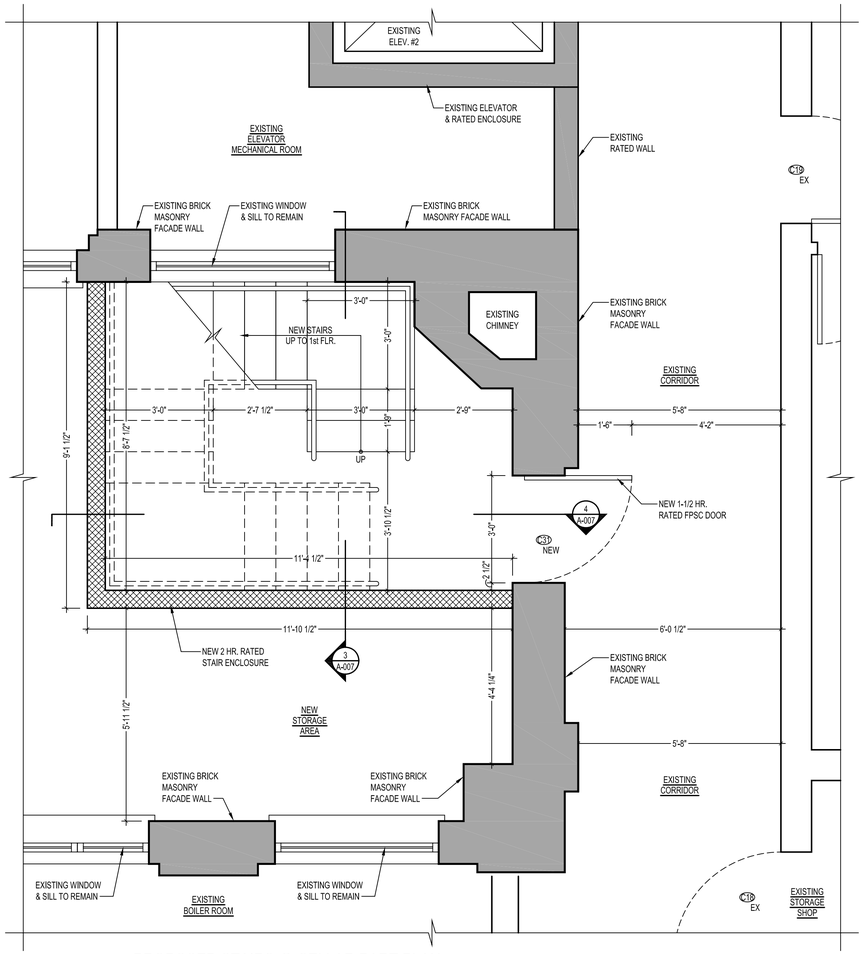

1 PROPOSED STAIRS @ CELLAR PART PLAN
SCALE: 1/2" = 1'-0"

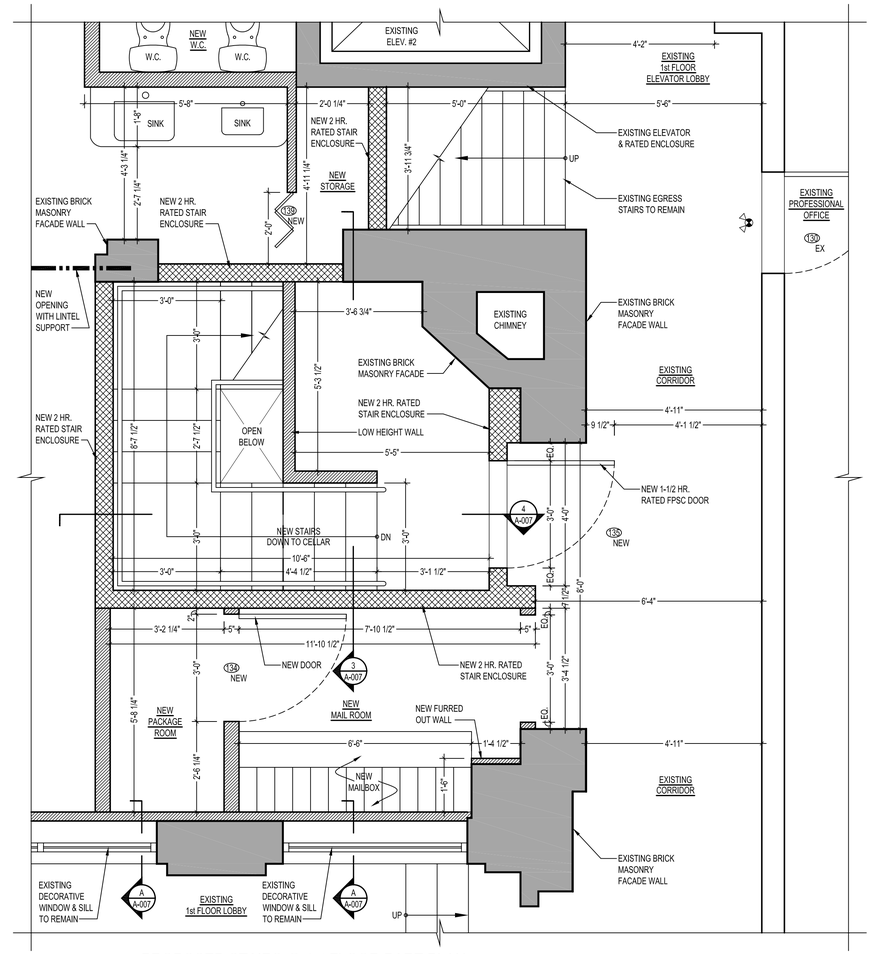

2 PROPOSED STAIRS @ 1st FLOOR PART PLAN
SCALE: 1/2" = 1'-0"

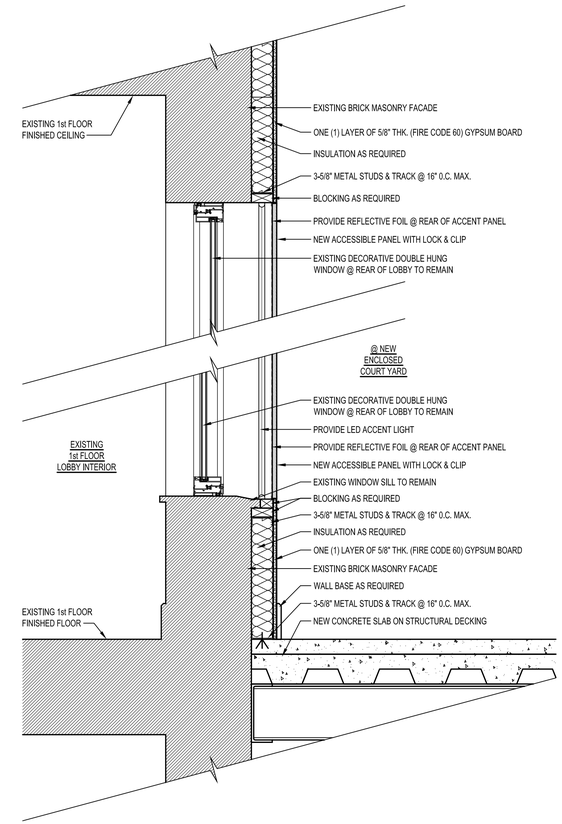

A NEW ACCESSIBLE PANEL @ EXISTING DECORATIVE WINDOW @ 1st FLOOR @ NEW ENCLOSED COURT YARD
SCALE: 1" = 1'-0"

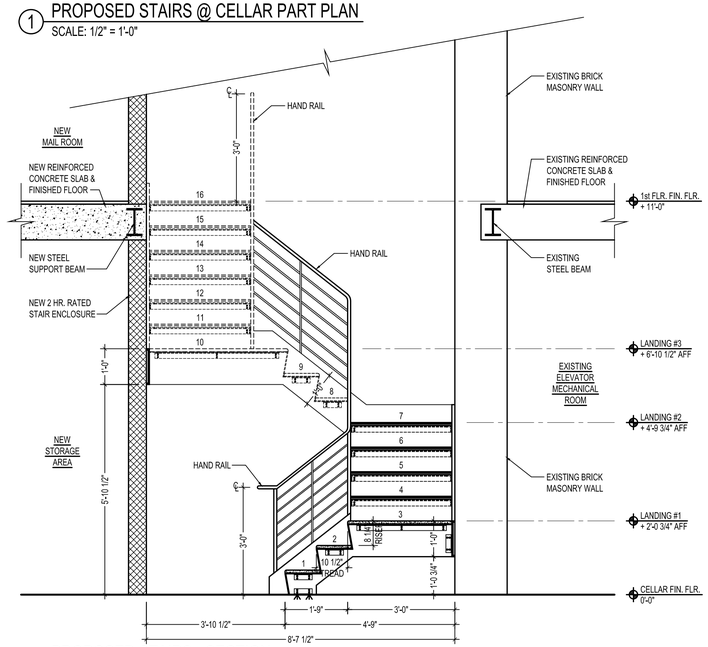

3 PROPOSED STAIRS - SECTION
SCALE: 1/2" = 1'-0"

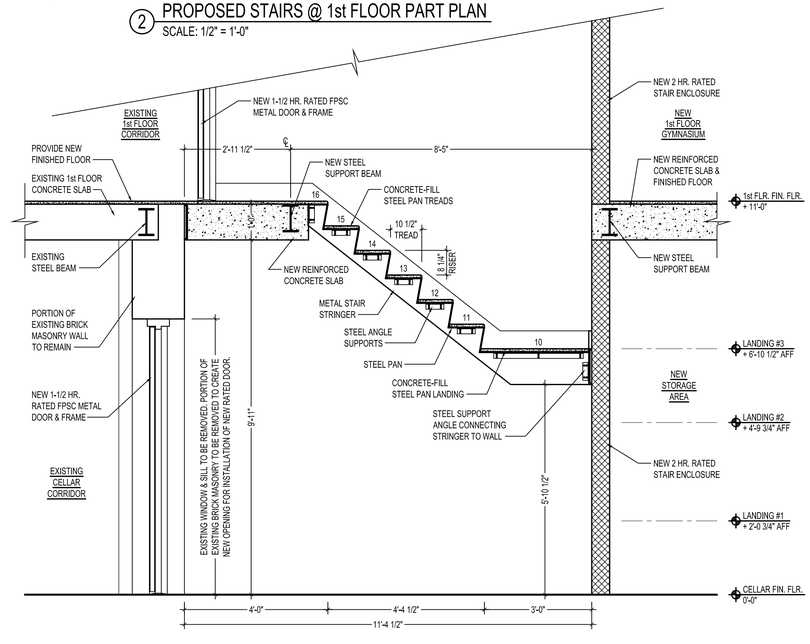

4 PROPOSED STAIRS - SECTION
SCALE: 1/2" = 1'-0"

No.	REVISION	BY	DATE

JON DAVID LIBASCI
REGISTERED ARCHITECT
435 CENTRAL PARK WEST
NEW YORK, N.Y. 10025

KOPELS STUDIO
153 WEST 27th STREET # 1003
NEW YORK, N.Y. 10001
EMAIL: ron@ronkopels.com

PROJECT TITLE:
2nd FLOOR
GYMNASIUM EXTENSION
315 CENTRAL PARK WEST
NEW YORK, N.Y. 10025

DRAWING TITLE:
PROPOSED STAIR PART PLAN AND SECTION/ DETAIL

DOB BSCAN:

SEAL AND SIGNATURE:

DATE:	07-20-2015
PROJECT No:	315cpw_gym
DRAWING BY:	R.L.
CHK BY:	R.K.
DWG. No:	A-007.00
CAD FILE No: LPC FILING	SHEET: 9 OF 10

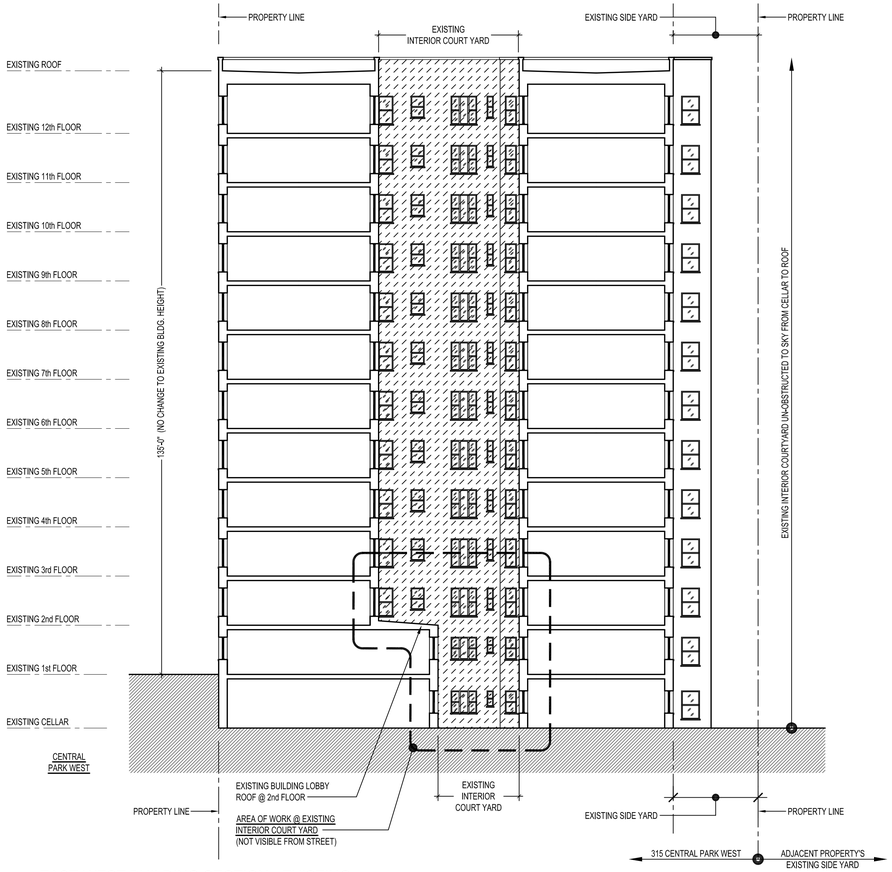

1 EAST-WEST BUILDING SECTION - EXISTING
SCALE: 1/8" = 1'-0"

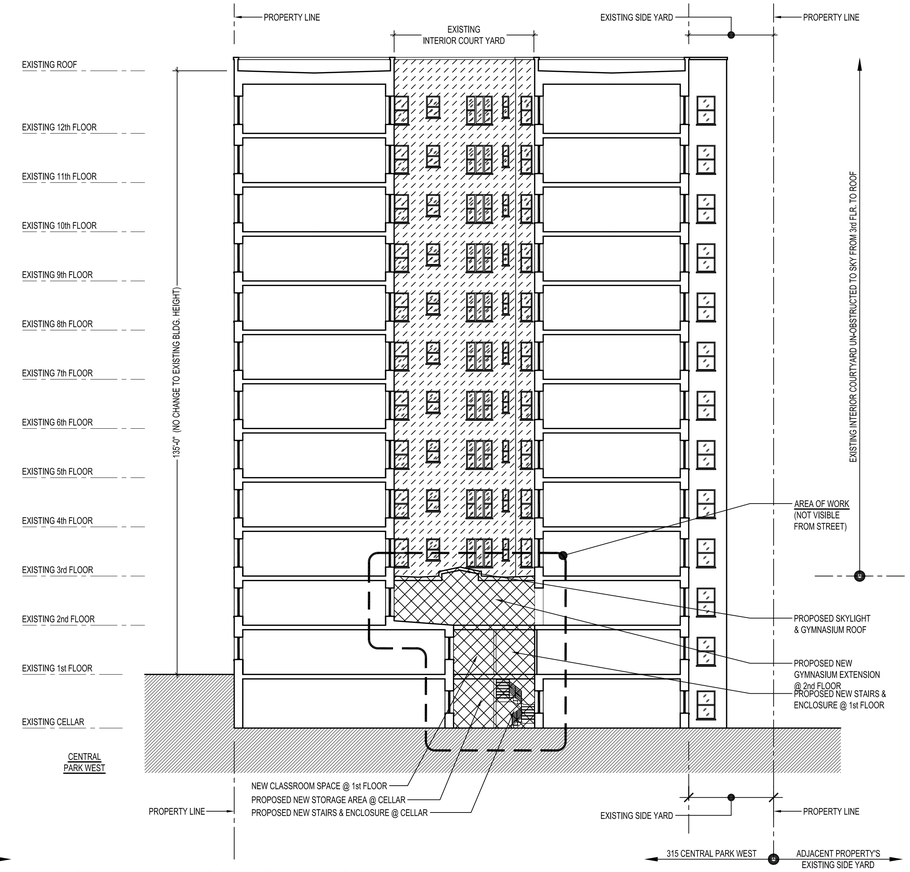

2 EAST-WEST BUILDING SECTION - PROPOSED
SCALE: 1/8" = 1'-0"

LEGEND	
	EXISTING INTERIOR COURT YARD UN-OBSTRUCTED TO SKY
	AREA OF WORK (NOT VISIBLE FROM STREET)

3 PHOTOGRAPH @ ROOF LOOKING WEST DOWN INTO EXISTING INTERIOR COURT YARD



4 PROPOSED GYMNASIUM EXTENSION @ 2nd FLR. @ EXIST'G INTERIOR COURT YARD - NOT VISIBLE FROM STREET

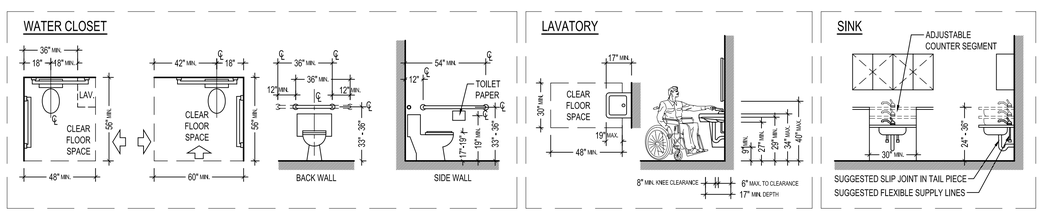

5 HANDICAPPED DETAILS
SCALE: NOT TO SCALE

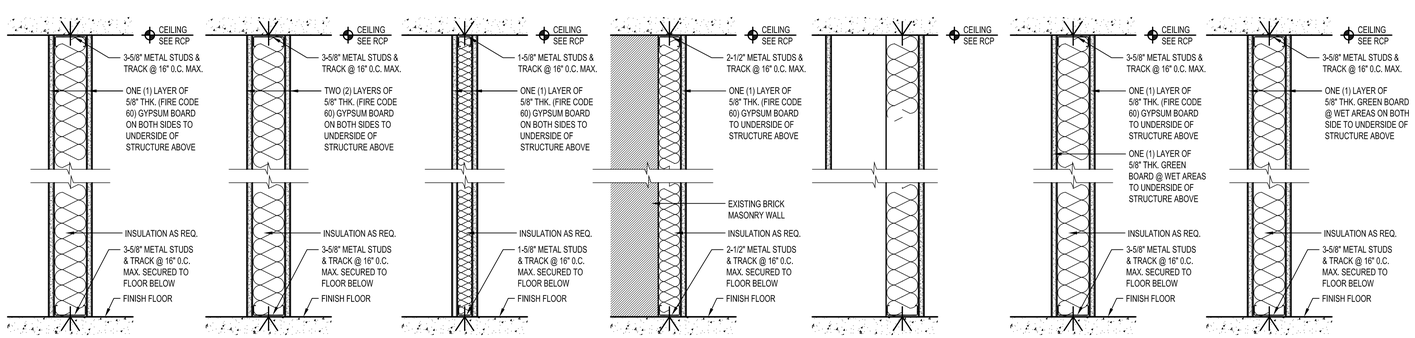

A WALL TYPE
B WALL TYPE 2-HR. RATED
C WALL TYPE
D WALL TYPE FURRED-OUT
E WALL TYPE
F WALL TYPE WET AREA
G WALL TYPE WET AREA

6 WALL TYPES
SCALE: 1-1/2" = 1'-0"

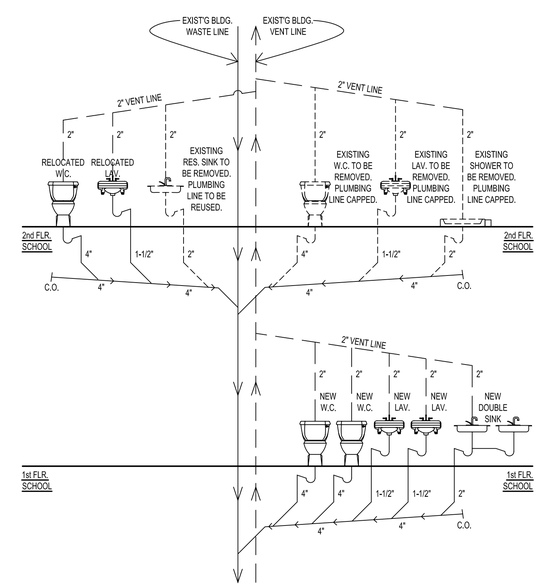

7 PLUMBING RISER DIAGRAM
SCALE: NOT TO SCALE

No.	REVISION	BY	DATE

JON DAVID LIBASCI
REGISTERED ARCHITECT
435 CENTRAL PARK WEST
NEW YORK, N.Y. 10025

KOPELS STUDIO
153 WEST 27th STREET # 1003
NEW YORK, N.Y. 10001
EMAIL: ron@ronkopels.com

PROJECT TITLE:
2nd FLOOR
GYMNASIUM EXTENSION
315 CENTRAL PARK WEST
NEW YORK, N.Y. 10025

DRAWING TITLE:
BUILDING SECTION (EXISTING/ PROPOSED), HANDICAPPED DETAILS, WALL TYPES, AND PLUMBING RISER DIAGRAM

DOB BSCAN:

SEAL AND SIGNATURE:

DATE:	07-20-2015
PROJECT No:	315cpw_gym
DRAWING BY:	R.L.
CHK BY:	R.K.
DWG. No:	A-008.00
CAD FILE No: LPC FILING	SHEET: 10 OF 10