



BUILDING DETECTIVES 2: Building Parts Sketch Sheet

Name: _____ Date: _____


Directions: 1) Choose a building to observe. 2) Find two of its parts. Look for a **window, door, stoop, bay window, arch, cornice, brackets** or **dentils**. 3) Draw and label one part in each box below.

Building Part: _____

Building Part: _____



What ornament do you see? Draw it below!



BUILDING DETECTIVES 2: Building Facade Sketch Sheet

Directions: Now, draw the entire building, including its parts. To get started, look at the shape of the building, then draw that shape on your paper. Focus on one part at a time.

