





All the paper I had at home




I chose this for the facade




Cut a stoop




A strip for the cornice




Added a door



Strips for windows




Windows added



All pasted down and details!

INSTRUCTIONS

1. Cut all shapes first
2. Place them on the facade
3. When happy, paste them down
4. Add details with fine pen
5. Add extra color if you like



The finished product!