

Window Replacement Master Plan

LPC Docket No. LPC-22-01875

500 West End Avenue, Manhattan

**Manhattan Community Board 7
Preservation Committee**

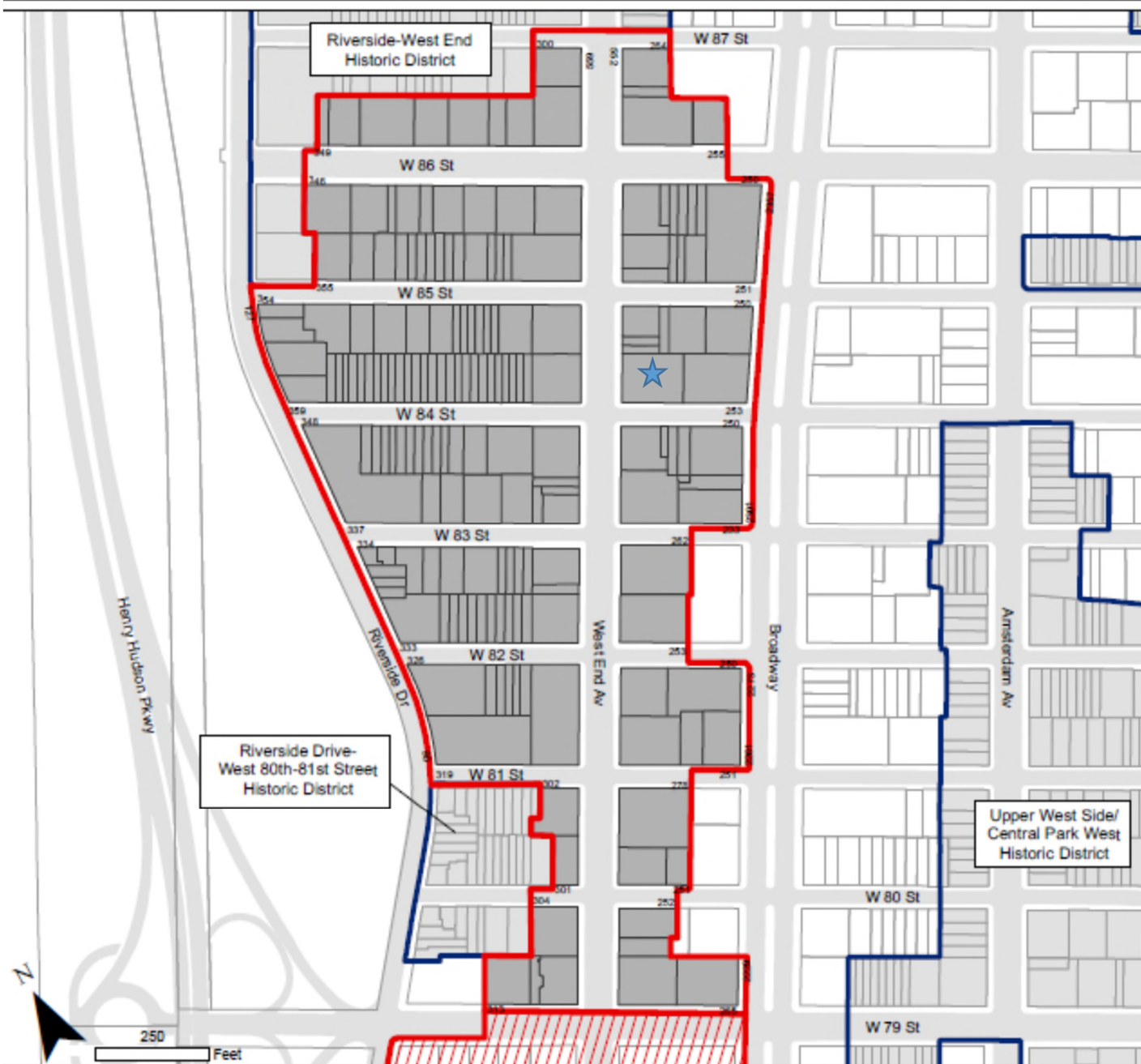
October 14, 2021

akerman

Riverside-West End Historic District Extension I

Historic District Map and Designation Report Entry (2012)

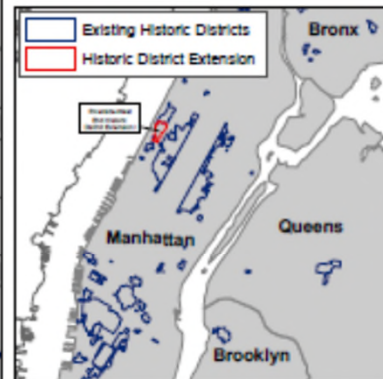
Riverside-West End Historic District Extension I



Landmarks Preservation Commission
Riverside-West End
Historic District Extension I
Borough of Manhattan, NY
[LP-2463]

Calendared: November 16, 2010
Public Hearing: March 22, 2011
Designated: June 26, 2012

Boundary of District Extension
Boundaries of Existing Districts
Tax Map Lots in District Extension
Other Proposed District Extensions



NYC
Landmarks Preservation
Commission

500 West End Avenue (aka 500-506 West End Avenue; 267-281 West 84th Street)
Borough of Manhattan Tax Map Block 1232, Lot 7502

Building Name: San Jose

Date: 1914-15 (NB 279-1914)

Architect/Builder: Schwartz & Gross

Original Owner: Paterno Construction Company

Type: Apartment building

Style: Renaissance Revival with alterations

Stories: 12

Material(s): Limestone; brick; terra cotta

Special Windows: Stained-glass window at first story courtyard

Decorative Metal Work: Security grilles at ground story windows; gate at courtyard

Significant Architectural Features: Two-story limestone entrance with pediment flanked by paired Ionic pilasters; limestone balconettes at the third, sixth, and ninth stories

Alterations: Two-story rooftop addition; canvas-and-metal awning over main entrance that extends to the end of the curb

Building Notes: Originally lot 1, now condominium lots 1101-1194.

West Facade: Designed (historic)

Door(s): Replaced primary door; courtyard wood-and-glass doors

Windows: Replaced (upper stories); mixed (basement)

Security Grilles: Possibly historic (basement)

Cornice: Original

Sidewalk Material(s): Concrete

Curb Material(s): Stone

South Facade: Designed (historic)

Facade Notes: Limestone balconettes at the third, sixth, and ninth stories; one-story projecting courtyard entrance featuring a central stained-glass window with flanking wood-and-glass doors

East Facade: Designed (historic) (partially visible)

Facade Notes: Brick facade; windows with molded stone sills

Historic Photographs


1980s



1940s



1915



Existing Building Photos



Existing Building Photos



Building Precedent

271 Central Park West

- Upper West Side – Central Park West Historic District
- Designed by Schwartz & Gross
- Neo-Renaissance
- Built in 1912-1913
- Original paired and single double-hung wood windows
- No original divided light windows (per designation report and 1940's tax photo)



Building Precedent

111-115 West 71st Street

- Upper West Side – Central Park West Historic District
- Designed by Schwartz & Gross
- Neo-Renaissance
- Built in 1913
- Original tripartite and single 1 over 1 double-hung wood windows
- No original divided light windows (per designation report and 1940's tax photo)



LPC Precedent

370 Riverside Drive

- Morningside Heights Historic District
- Designed by Schwartz & Gross
- Georgian Revival
- Built in 1922
- Original multilight windows
- Approved 1 over 1 double-hung aluminum windows
- Master Plan for Window Replacement approved by LPC at 2/19/19 hearing



LPC Precedent

150 West 79th Street

- Upper West Side-Central Park West Historic District
- Designed by Schwartz & Gross
- Neo-Renaissance
- Built in 1919-1920
- Original multilight windows
- Approved 1 over 1 double-hung aluminum windows
- Master Plan for Window Replacement approved by LPC at 4/30/19 hearing

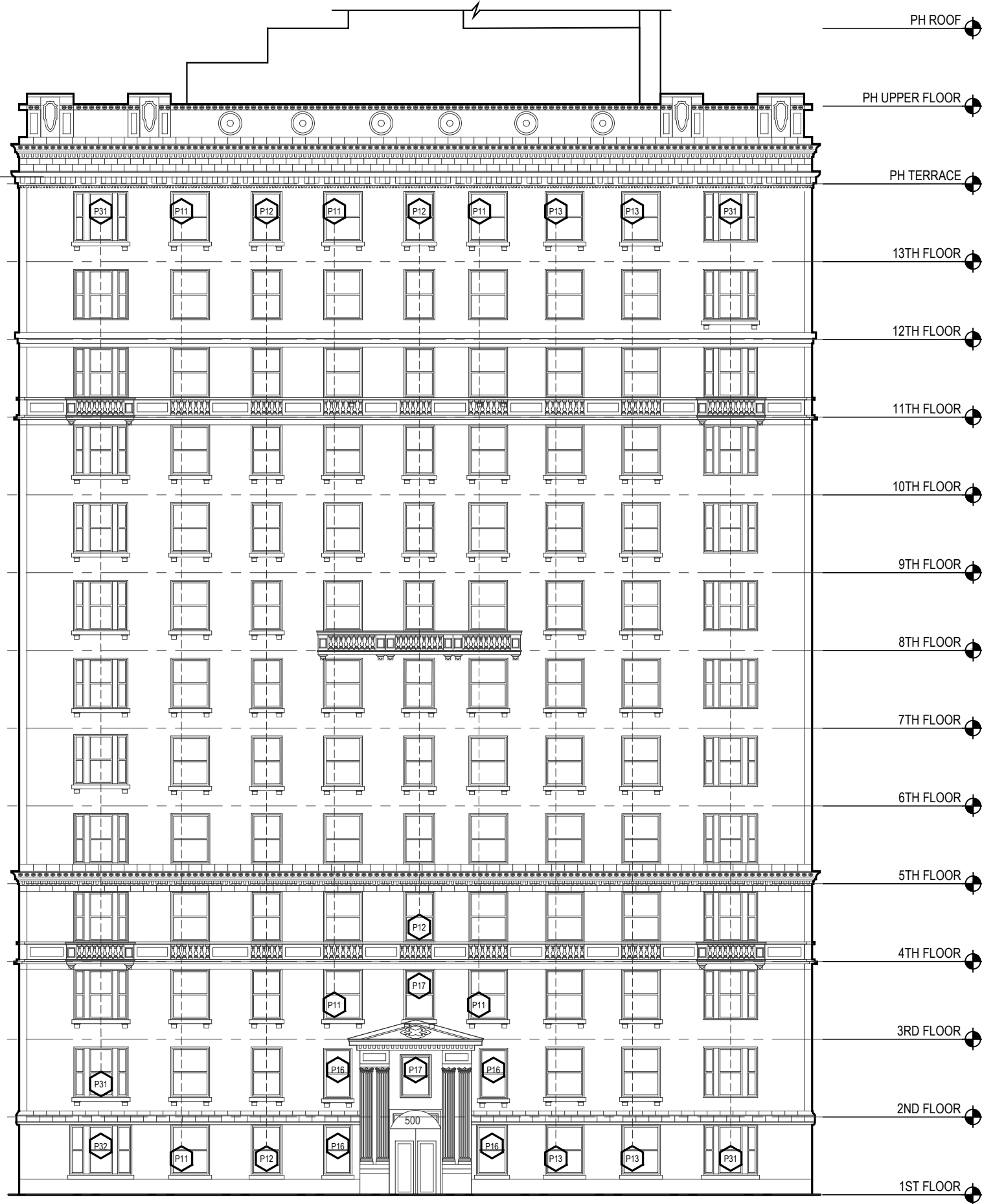


LPC Precedent

771 West End Avenue

- West End Historic District Extension
- Designed by Schwartz & Gross
- Renaissance Revival
- Built in 1914-1915
- Original multilight windows
- Approved 1 over 1 double-hung aluminum windows
- Master Plan for Window Replacement approved by LPC at 5/8/20 hearing





LEGEND

- P11 WINDOW TYPE P11. REFER TO DETAIL 1/A-701.
- P12 WINDOW TYPE P12. REFER TO DETAIL 2/A-701.
- P13 WINDOW TYPE P13. REFER TO DETAIL 1/A-702.
- P14 WINDOW TYPE P14. REFER TO DETAIL 2/A-702.
- P15 WINDOW TYPE P15. REFER TO DETAIL 1/A-703.
- P16 WINDOW TYPE P16. REFER TO DETAIL 2/A-703.
- P17 WINDOW TYPE P17. REFER TO DETAIL 1/A-704.
- P18 WINDOW TYPE P18. REFER TO DETAIL 2/A-704.
- P19 WINDOW TYPE P19. REFER TO DETAIL 1/A-705.
- P110 WINDOW TYPE P110. REFER TO DETAIL 2/A-705.
- P21 WINDOW TYPE P21. REFER TO DETAIL 1A-706.
- P31 WINDOW TYPE P31. REFER TO DETAIL 2/A-706.
- P32 WINDOW TYPE P32. REFER TO DETAIL 1/A-707.
- S11 WINDOW TYPE S11. REFER TO DETAIL 2/A-707.
- S12 WINDOW TYPE S12. REFER TO DETAIL 1/A-708.
- S13 WINDOW TYPE S13. REFER TO DETAIL 2/A-708.
- S14 WINDOW TYPE S14. REFER TO DETAIL 1/A-709.
- S15 WINDOW TYPE S15. REFER TO DETAIL 2/A-709.
- S16 WINDOW TYPE S16. REFER TO DETAIL 1/A-710.
- S17 WINDOW TYPE S17. REFER TO DETAIL 2/A-710.
- S18 WINDOW TYPE S18. REFER TO DETAIL 1/A-711.
- S19 WINDOW TYPE S19. REFER TO DETAIL 2/A-711.
- S110 WINDOW TYPE S110. REFER TO DETAIL 1/A-712.
- S111 WINDOW TYPE S111. REFER TO DETAIL 2/A-712.
- S112 WINDOW TYPE S112. REFER TO DETAIL 1/A-713.

- S113 WINDOW TYPE S113. REFER TO DETAIL 2/A-713.
- S114 WINDOW TYPE S114. REFER TO DETAIL 1/A-714.
- S21 WINDOW TYPE S21. REFER TO DETAIL 2/A-714.
- S22 WINDOW TYPE S22. REFER TO DETAIL 1/A-715.
- S23 WINDOW TYPE S23. REFER TO DETAIL 2/A-715.
- S31 WINDOW TYPE S31. REFER TO DETAIL 1/A-716.
- S32 WINDOW TYPE S32. REFER TO DETAIL 2/A-716.

WINDOW MASTER PLAN

PROJECT ADDRESS:
500 WEST END AVENUE
NEW YORK, NY 10024
OWNER INFORMATION:
500 WEST END AVENUE CONDOMINIUM C/O TUDOR
REALTY SERVICES CORP.
250 PARK AVENUE SOUTH
NEW YORK, NY 10003

ARCHITECT'S SEAL AND SIGNATURE:



DOB PLAN EXAMINER STAMP AND SIGNATURE:

BIS STICKER:

2	9/23/21	LPC SUBMISSION REVISION
1	8/20/20	LPC SUBMISSION
NO.	DATE	REVISION DESCRIPTION

WEST ELEVATION

DATE:
8/2/2019
HLZA JOB NUMBER:
19-0382
DRAWN BY:
JJE/CB
PAGE:
CHECKED BY:
MG/MHS

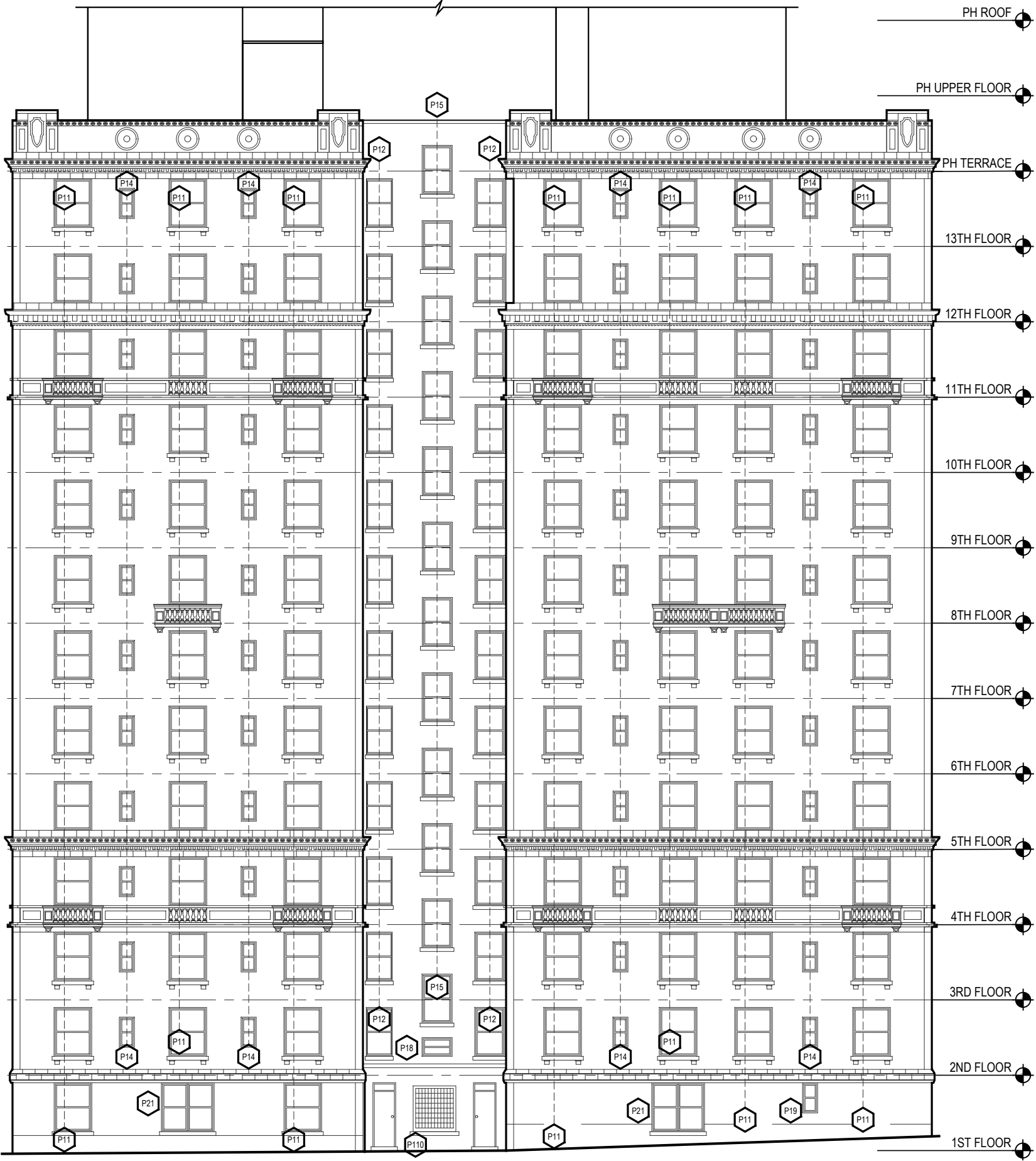
7 OF 32

A-201.00

1

WEST ELEVATION

1/16" = 1'-0"



LEGEND

- P11 WINDOW TYPE P11. REFER TO DETAIL 1/A-701.
- P12 WINDOW TYPE P12. REFER TO DETAIL 2/A-701.
- P13 WINDOW TYPE P13. REFER TO DETAIL 1/A-702.
- P14 WINDOW TYPE P14. REFER TO DETAIL 2/A-702.
- P15 WINDOW TYPE P15. REFER TO DETAIL 1/A-703.
- P16 WINDOW TYPE P16. REFER TO DETAIL 2/A-703.
- P17 WINDOW TYPE P17. REFER TO DETAIL 1/A-704.
- P18 WINDOW TYPE P18. REFER TO DETAIL 2/A-704.
- P19 WINDOW TYPE P19. REFER TO DETAIL 1/A-705.
- P110 WINDOW TYPE P110. REFER TO DETAIL 2/A-705.
- P21 WINDOW TYPE P21. REFER TO DETAIL 1A-706.
- P31 WINDOW TYPE P31. REFER TO DETAIL 2/A-706.
- P32 WINDOW TYPE P32. REFER TO DETAIL 1/A-707.
- S11 WINDOW TYPE S11. REFER TO DETAIL 2/A-707.
- S12 WINDOW TYPE S12. REFER TO DETAIL 1/A-708.
- S13 WINDOW TYPE S13. REFER TO DETAIL 2/A-708.
- S14 WINDOW TYPE S14. REFER TO DETAIL 1/A-709.
- S15 WINDOW TYPE S15. REFER TO DETAIL 2/A-709.
- S16 WINDOW TYPE S16. REFER TO DETAIL 1/A-710.
- S17 WINDOW TYPE S17. REFER TO DETAIL 2/A-710.
- S18 WINDOW TYPE S18. REFER TO DETAIL 1/A-711.
- S19 WINDOW TYPE S19. REFER TO DETAIL 2/A-711.
- S110 WINDOW TYPE S110. REFER TO DETAIL 1/A-712.
- S111 WINDOW TYPE S111. REFER TO DETAIL 2/A-712.
- S112 WINDOW TYPE S112. REFER TO DETAIL 1/A-713.

- S113 WINDOW TYPE S113. REFER TO DETAIL 2/A-713.
- S114 WINDOW TYPE S114. REFER TO DETAIL 1/A-714.
- S21 WINDOW TYPE S21. REFER TO DETAIL 2/A-714.
- S22 WINDOW TYPE S22. REFER TO DETAIL 1/A-715.
- S23 WINDOW TYPE S23. REFER TO DETAIL 2/A-715.
- S31 WINDOW TYPE S31. REFER TO DETAIL 1/A-716.
- S32 WINDOW TYPE S32. REFER TO DETAIL 2/A-716.

WINDOW MASTER PLAN
PROJECT ADDRESS:
500 WEST END AVENUE
NEW YORK, NY 10024
OWNER INFORMATION:
500 WEST END AVENUE CONDOMINIUM C/O TUDOR REALTY SERVICES CORP.
250 PARK AVENUE SOUTH
NEW YORK, NY 10003

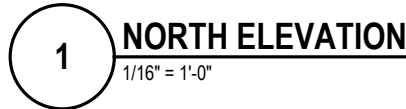


BIS STICKER:		
2	9/23/21	LPC SUBMISSION REVISION
1	8/20/20	LPC SUBMISSION
NO.	DATE	REVISION DESCRIPTION

SOUTH ELEVATION

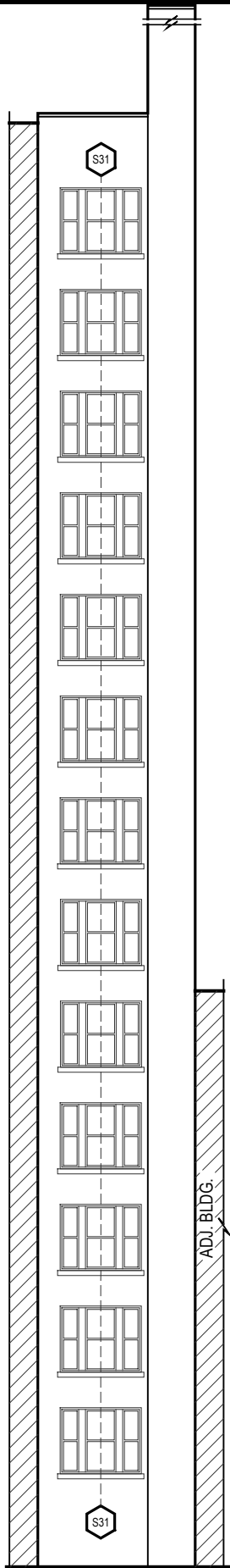
DATE:
8/2/2019
HLZA JOB NUMBER:
19-0382
DRAWN BY:
JJE/CB
CHECKED BY:
MG/MHS
PAGE:
8 OF 32

A-202.00



DATE: 8/2/2019
 ELZA JOB NUMBER: 19-0382
 DRAWN BY: JJE/CB CHECKED BY: MG/MHS
 PAGE: 10 OF 32

A-204.00



PH UPPER FLOOR

PH TERRACE

13TH FLOOR

12TH FLOOR

11TH FLOOR

10TH FLOOR

9TH FLOOR

8TH FLOOR

7TH FLOOR

6TH FLOOR

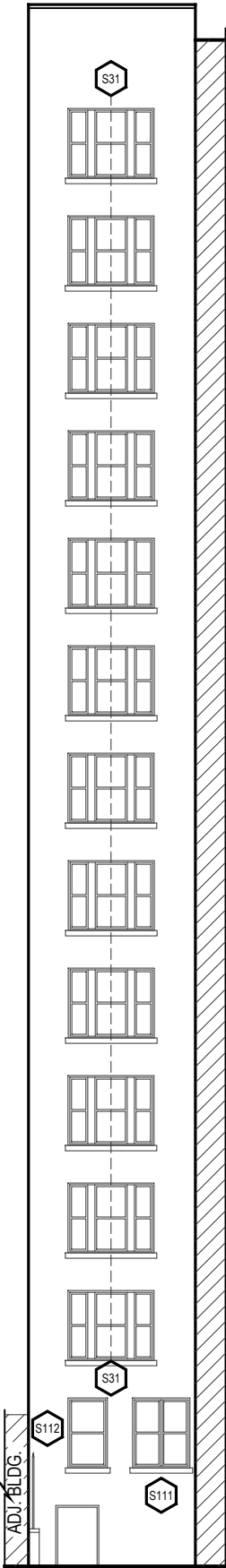
5TH FLOOR

4TH FLOOR

3RD FLOOR

2ND FLOOR

1ST FLOOR



PH UPPER FLOOR

PH TERRACE

13TH FLOOR

12TH FLOOR

11TH FLOOR

10TH FLOOR

9TH FLOOR

8TH FLOOR

7TH FLOOR

6TH FLOOR

5TH FLOOR

4TH FLOOR

3RD FLOOR

2ND FLOOR

1ST FLOOR

LEGEND

- P11 WINDOW TYPE P11. REFER TO DETAIL 1/A-701.
- P12 WINDOW TYPE P12. REFER TO DETAIL 2/A-701.
- P13 WINDOW TYPE P13. REFER TO DETAIL 1/A-702.
- P14 WINDOW TYPE P14. REFER TO DETAIL 2/A-702.
- P15 WINDOW TYPE P15. REFER TO DETAIL 1/A-703.
- P16 WINDOW TYPE P16. REFER TO DETAIL 2/A-703.
- P17 WINDOW TYPE P17. REFER TO DETAIL 1/A-704.
- P18 WINDOW TYPE P18. REFER TO DETAIL 2/A-704.
- P19 WINDOW TYPE P19. REFER TO DETAIL 1/A-705.
- P110 WINDOW TYPE P110. REFER TO DETAIL 2/A-705.
- P21 WINDOW TYPE P21. REFER TO DETAIL 1A-706.
- P31 WINDOW TYPE P31. REFER TO DETAIL 2/A-706.
- P32 WINDOW TYPE P32. REFER TO DETAIL 1/A-707.
- S11 WINDOW TYPE S11. REFER TO DETAIL 2/A-707.
- S12 WINDOW TYPE S12. REFER TO DETAIL 1/A-708.
- S13 WINDOW TYPE S13. REFER TO DETAIL 2/A-708.
- S14 WINDOW TYPE S14. REFER TO DETAIL 1/A-709.
- S15 WINDOW TYPE S15. REFER TO DETAIL 2/A-709.
- S16 WINDOW TYPE S16. REFER TO DETAIL 1/A-710.
- S17 WINDOW TYPE S17. REFER TO DETAIL 2/A-710.
- S18 WINDOW TYPE S18. REFER TO DETAIL 1/A-711.
- S19 WINDOW TYPE S19. REFER TO DETAIL 2/A-711.
- S110 WINDOW TYPE S110. REFER TO DETAIL 1/A-712.
- S111 WINDOW TYPE S111. REFER TO DETAIL 2/A-712.
- S112 WINDOW TYPE S112. REFER TO DETAIL 1/A-713.

- S113 WINDOW TYPE S113. REFER TO DETAIL 2/A-713.
- S114 WINDOW TYPE S114. REFER TO DETAIL 1/A-714.
- S21 WINDOW TYPE S21. REFER TO DETAIL 2/A-714.
- S22 WINDOW TYPE S22. REFER TO DETAIL 1/A-715.
- S23 WINDOW TYPE S23. REFER TO DETAIL 2/A-715.
- S31 WINDOW TYPE S31. REFER TO DETAIL 1/A-716.
- S32 WINDOW TYPE S32. REFER TO DETAIL 2/A-716.

WINDOW MASTER PLAN

PROJECT ADDRESS:
500 WEST END AVENUE
NEW YORK, NY 10024

OWNER INFORMATION:
500 WEST END AVENUE CONDOMINIUM C/O TUDOR REALTY SERVICES CORP.

250 PARK AVENUE SOUTH
NEW YORK, NY 10003

ARCHITECT'S SEAL AND SIGNATURE

HLZAE

DOB PLAN EXAMINER STAMP AND SIGNATURE

BIS STICKER

2	9/23/21	LPC SUBMISSION REVISION
1	8/20/20	LPC SUBMISSION
NO.	DATE	REVISION DESCRIPTION

WEST AND EAST ELEVATIONS -
COURTYARD 1

DATE:
8/2/2019

HLZA JOB NUMBER:
19-0382

DRAWN BY: JJE/CB
CHECKED BY: MG/MHS

PAGE:

11 OF 32

A-205.00

1


























WEST ELEVATION - COURTYARD 1

1/16" = 1'-0"

2

EAST ELEVATION - COURTYARD 1

1/16" = 1'-0"

LEGEND	
	WINDOW TYPE P11. REFER TO DETAIL 1/A-701.
	WINDOW TYPE P12. REFER TO DETAIL 2/A-701.
	WINDOW TYPE P13. REFER TO DETAIL 1/A-702.
	WINDOW TYPE P14. REFER TO DETAIL 2/A-702.
	WINDOW TYPE P15. REFER TO DETAIL 1/A-703.
	WINDOW TYPE P16. REFER TO DETAIL 2/A-703.
	WINDOW TYPE P17. REFER TO DETAIL 1/A-704.
	WINDOW TYPE P18. REFER TO DETAIL 2/A-704.
	WINDOW TYPE P19. REFER TO DETAIL 1/A-705.
	WINDOW TYPE P110. REFER TO DETAIL 2/A-705.
	WINDOW TYPE P21. REFER TO DETAIL 1/A-706.
	WINDOW TYPE P31. REFER TO DETAIL 2/A-706.
	WINDOW TYPE P32. REFER TO DETAIL 1/A-707.
	WINDOW TYPE S11. REFER TO DETAIL 2/A-707.
	WINDOW TYPE S12. REFER TO DETAIL 1/A-708.
	WINDOW TYPE S13. REFER TO DETAIL 2/A-708.
	WINDOW TYPE S14. REFER TO DETAIL 1/A-709.
	WINDOW TYPE S15. REFER TO DETAIL 2/A-709.
	WINDOW TYPE S16. REFER TO DETAIL 1/A-710.
	WINDOW TYPE S17. REFER TO DETAIL 2/A-710.
	WINDOW TYPE S18. REFER TO DETAIL 1/A-711.
	WINDOW TYPE S19. REFER TO DETAIL 2/A-711.
	WINDOW TYPE S110. REFER TO DETAIL 1/A-712.
	WINDOW TYPE S111. REFER TO DETAIL 2/A-712.
	WINDOW TYPE S112. REFER TO DETAIL 1/A-713.

WINDOW MASTER PLAN
PROJECT ADDRESS:
500 WEST END AVENUE
NEW YORK, NY 10024
OWNER INFORMATION:
500 WEST END AVENUE CONDOMINIUM C/O TUDOR REALTY SERVICES CORP.
250 PARK AVENUE SOUTH
NEW YORK, NY 10003

ARCHITECT'S SEAL AND SIGNATURE

DOB PLAN EXAMINER STAMP AND SIGNATURE

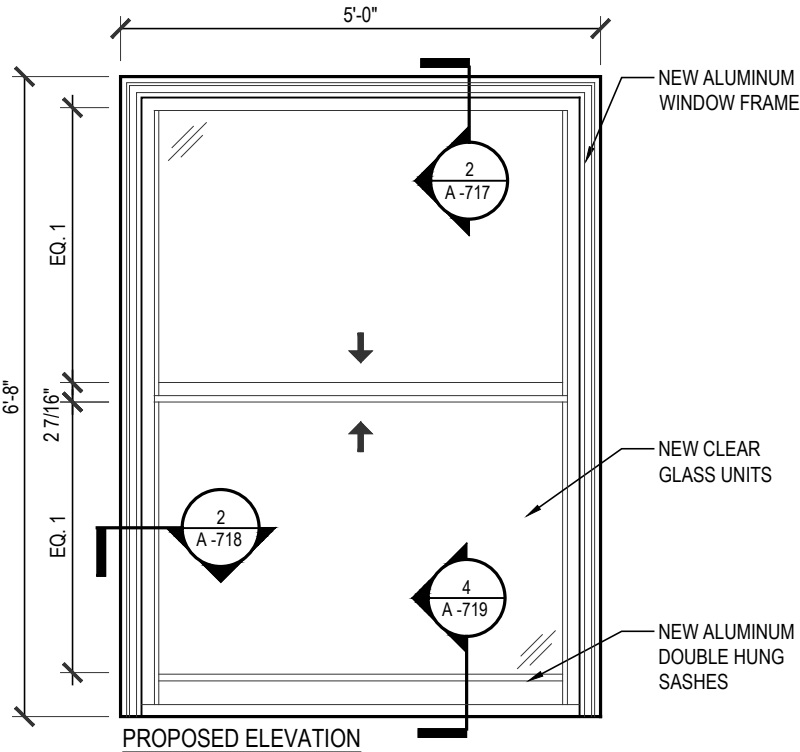
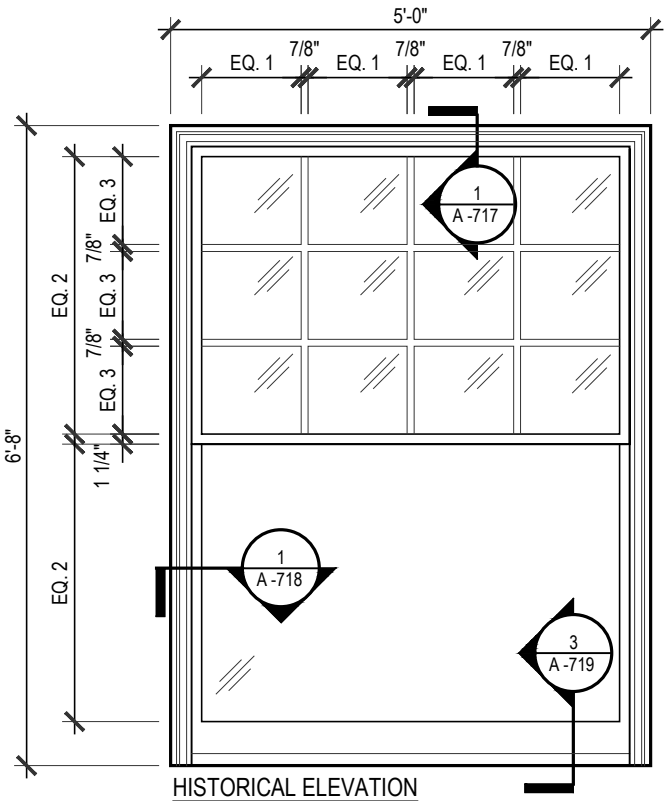


PHOTO OF EXISTING WINDOW

1 WINDOW TYPE P11
SCALE: 1/2" = 1'-0"


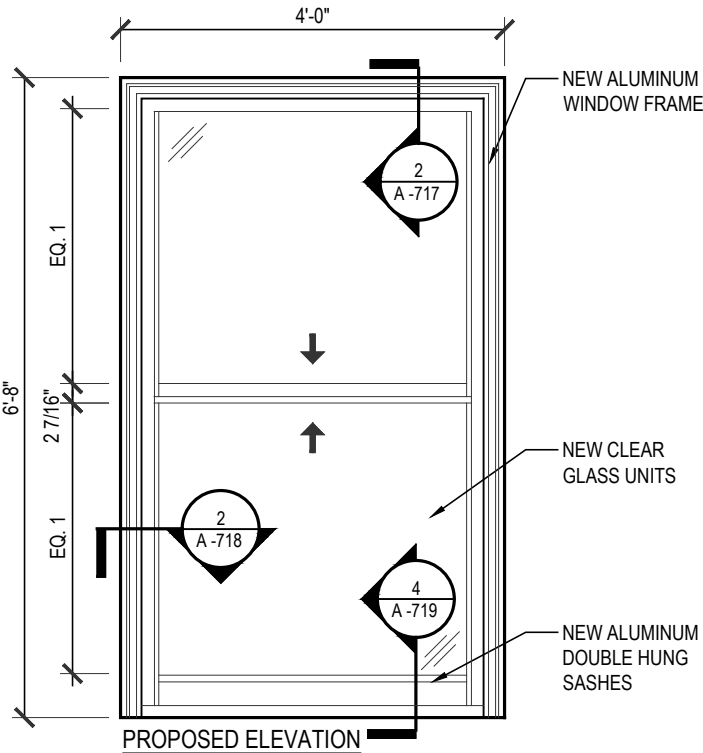
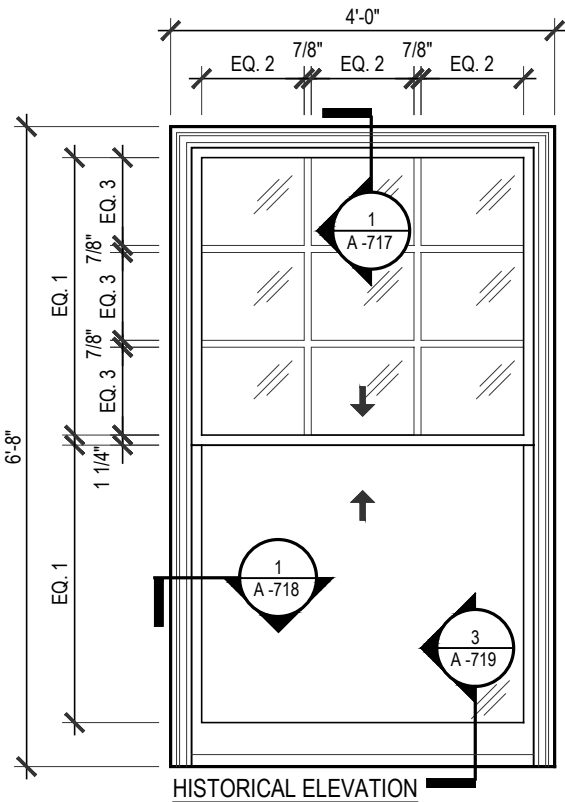


PHOTO OF EXISTING WINDOW

2 WINDOW TYPE P12
SCALE: 1/2" = 1'-0"

2	9/23/21	LPC SUBMISSION REVISION
1	8/20/20	LPC SUBMISSION
NO.	DATE	REVISION DESCRIPTION

WINDOW TYPE P11+P12 ELEVATION

DATE:
8/2/2019
HLZA JOB NUMBER:
19-0382
DRAWN BY:
JJE/CB
CHECKED BY:
MG/MHS
PAGE:
13 OF 32

A-701.00

WINDOW MASTER PLAN

PROJECT ADDRESS:
500 WEST END AVENUE
NEW YORK, NY 10024

OWNER INFORMATION:
**500 WEST END AVENUE CONDOMINIUM C/O TUDOR
REALTY SERVICES CORP.**

250 PARK AVENUE SOUTH
NEW YORK, NY 10003

ARCHITECT'S SEAL AND SIGNATURE:

HLZAE

DOB PLAN EXAMINER STAMP AND SIGNATURE:

BIS STICKER:

2	9/23/21	LPC SUBMISSION REVISION
1	8/20/20	LPC SUBMISSION

NO.	DATE	REVISION DESCRIPTION
-----	------	----------------------

WINDOW TYPE P13+P14 ELEVATION

DATE:
8/2/2019
HLZA JOB NUMBER:
19-0382
DRAWN BY:
JJE/CB
PAGE:
14 OF 32

CHECKED BY:
MG/MHS
A-702.00


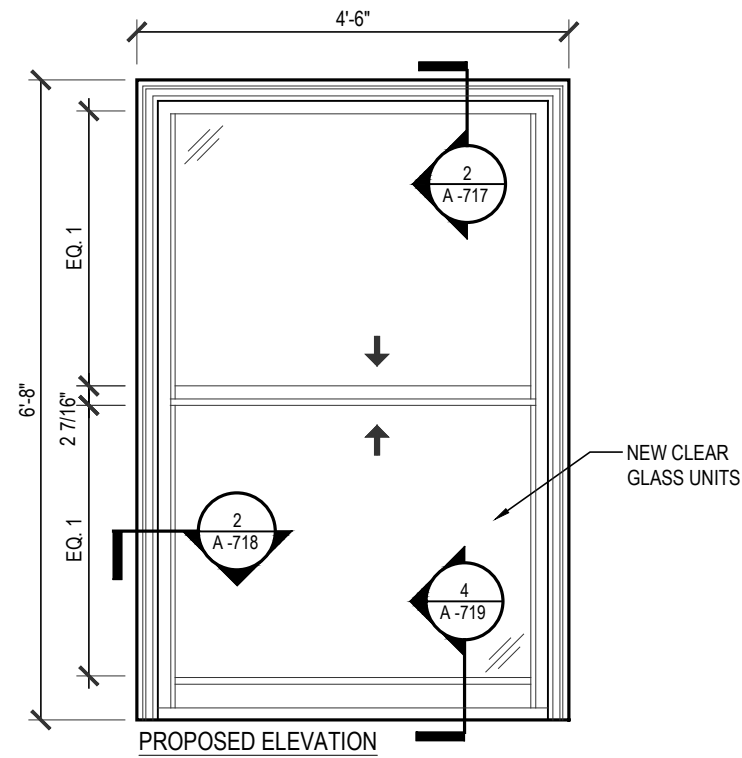
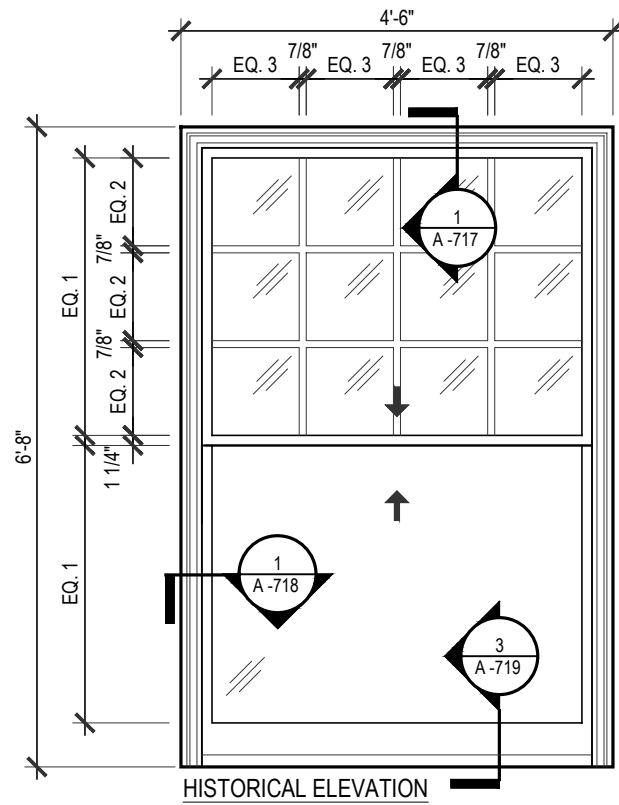


PHOTO OF EXISTING WINDOW

1 WINDOW TYPE P13

SCALE: 1/2" = 1'-0"


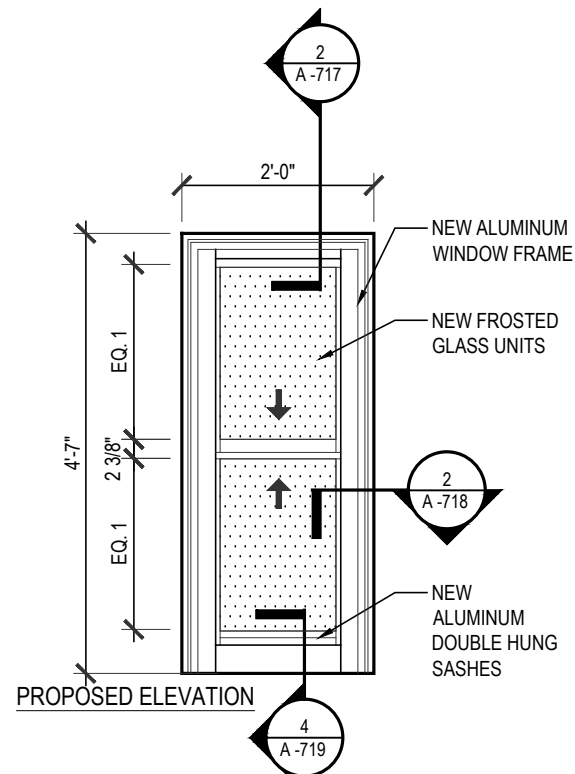
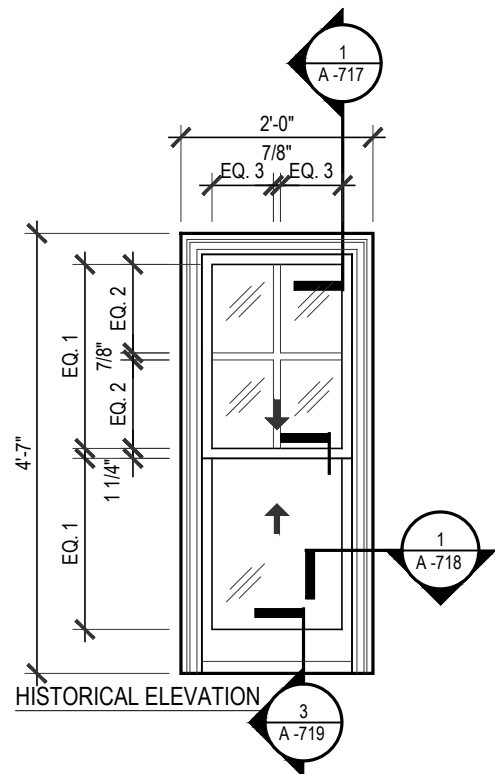
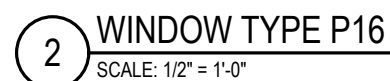
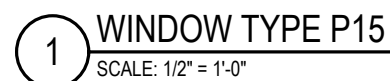


PHOTO OF EXISTING WINDOW

2 WINDOW TYPE P14

SCALE: 1/2" = 1'-0"

HLZ AE



2	9/23/21	LPC SUBMISSION REVISION
1	8/20/20	LPC SUBMISSION
NO.	DATE	REVISION DESCRIPTION

WINDOW TYPE P15+P16 ELEVATION

DATE: 8/2/2019
 HLZA JOB NUMBER: 19-0382
 DRAWN BY: JJE/CB CHECKED BY: MG/MHS
 PAGE: 15 OF 32


A-703.00

WINDOW MASTER PLAN
PROJECT ADDRESS:
500 WEST END AVENUE
NEW YORK, NY 10024
OWNER INFORMATION:
**500 WEST END AVENUE CONDOMINIUM C/O TUDOR
REALTY SERVICES CORP.**
250 PARK AVENUE SOUTH
NEW YORK, NY 10003

ARCHITECT'S SEAL AND SIGNATURE:



DOB PLAN EXAMINER STAMP AND SIGNATURE:



BIS STICKER:

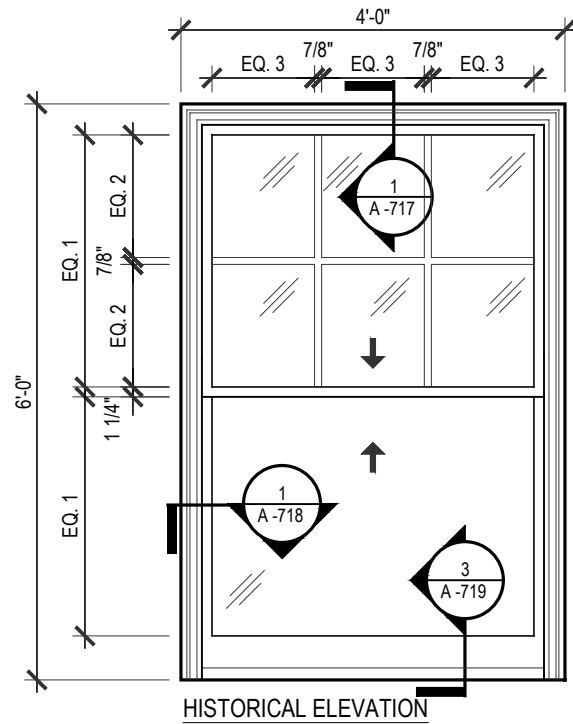


2	9/23/21	LPC SUBMISSION REVISION
1	8/20/20	LPC SUBMISSION
NO.	DATE	REVISION DESCRIPTION

WINDOW TYPE P17+P18 ELEVATION

DATE:
8/2/2019
HLZA JOB NUMBER:
19-0382
DRAWN BY:
JJE/CB
PAGE:
CHECKED BY:
MG/MHS

A-704.00



1 WINDOW TYPE P17
SCALE: 1/2" = 1'-0"

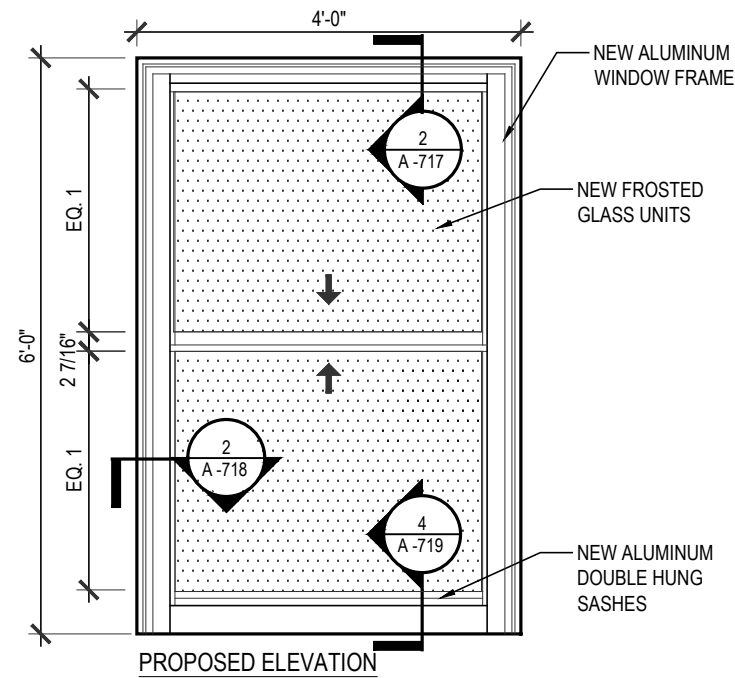
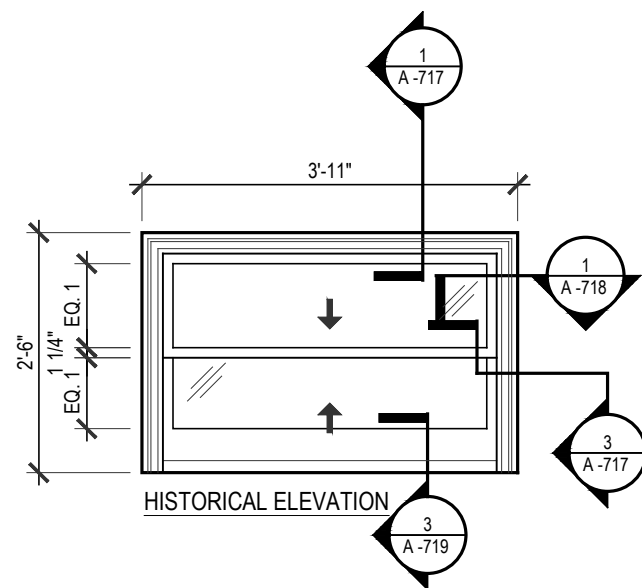


PHOTO OF EXISTING WINDOW



2 WINDOW TYPE P18
SCALE: 1/2" = 1'-0"


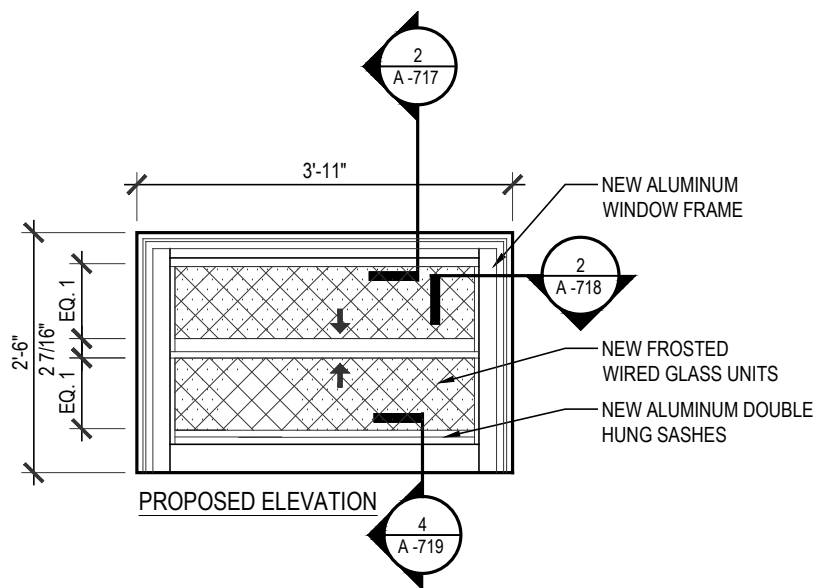


PHOTO OF EXISTING WINDOW

WINDOW MASTER PLAN

PROJECT ADDRESS:
500 WEST END AVENUE
NEW YORK, NY 10024

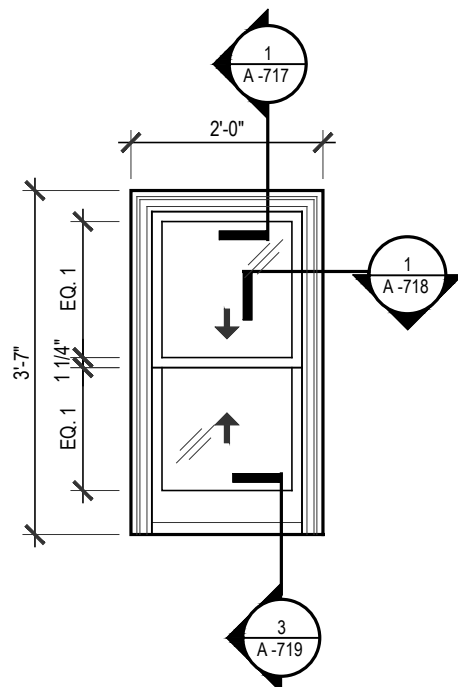
OWNER INFORMATION:
500 WEST END AVENUE CONDOMINIUM C/O TUDOR
REALTY SERVICES CORP.

250 PARK AVENUE SOUTH
NEW YORK, NY 10003

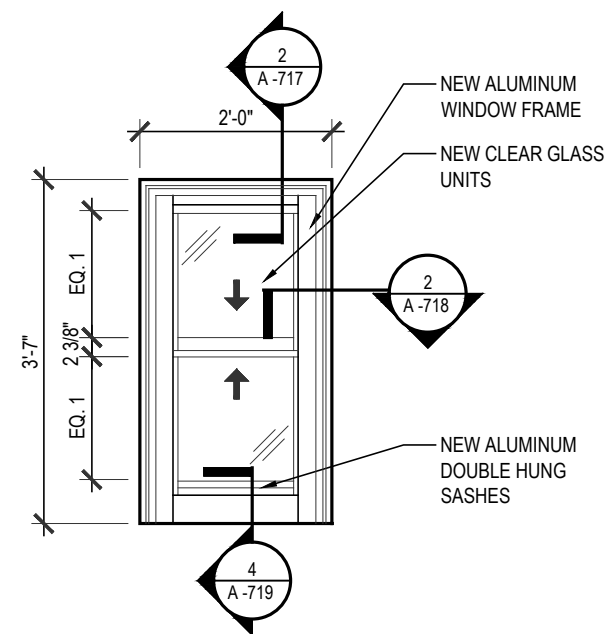
ARCHITECTS SEAL AND SIGNATURE:

HLZAE

DOB PLAN EXAMINER STAMP AND SIGNATURE:



HISTORICAL ELEVATION



PROPOSED ELEVATION


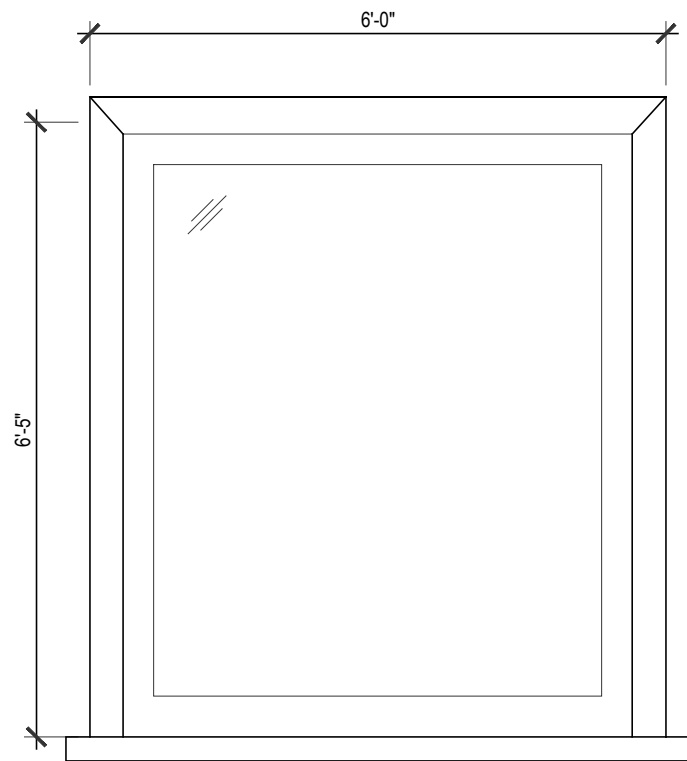


PHOTO OF EXISTING WINDOW

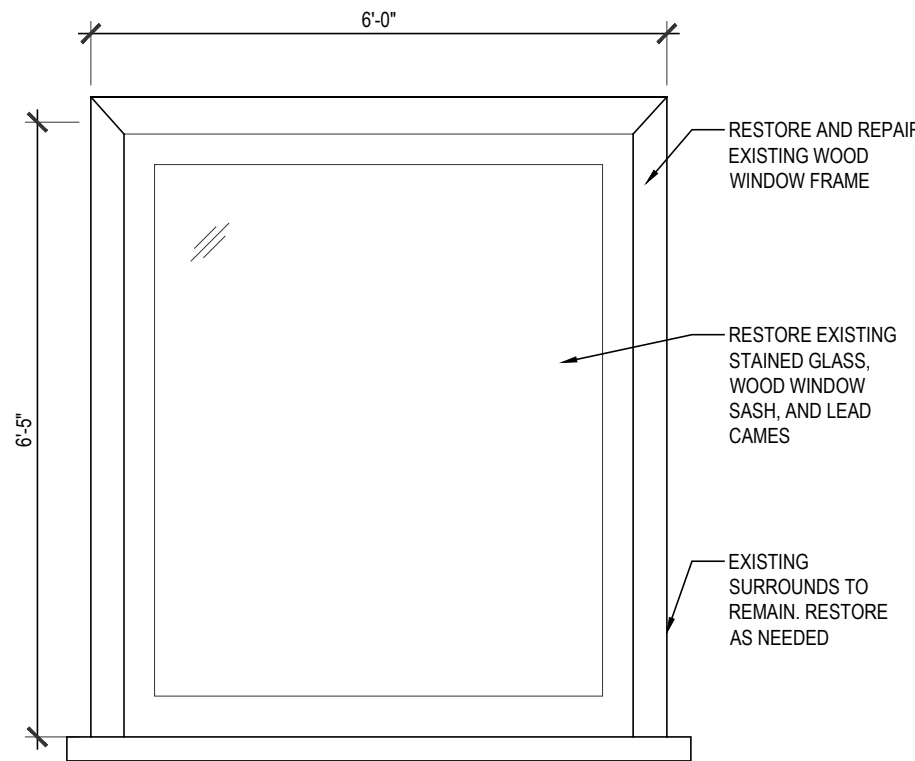
1

WINDOW TYPE P19

SCALE: 1/2" = 1'-0"



HISTORICAL ELEVATION



PROPOSED ELEVATION



PHOTO OF EXISTING WINDOW

2

WINDOW TYPE P110

SCALE: 1/2" = 1'-0"

NO.	DATE	REVISION DESCRIPTION
2	9/23/21	LPC SUBMISSION REVISION
1	8/20/20	LPC SUBMISSION

WINDOW TYPE P19+P110 ELEVATION

DATE:
8/2/2019

HLZA JOB NUMBER:
19-0382

DRAWN BY:
JJE/CB

CHECKED BY:
MG/MHS

PAGE:
17 OF 32

A-705.00

WINDOW MASTER PLAN

PROJECT ADDRESS:
500 WEST END AVENUE
NEW YORK, NY 10024

OWNER INFORMATION:
**500 WEST END AVENUE CONDOMINIUM C/O TUDOR
REALTY SERVICES CORP.**

250 PARK AVENUE SOUTH
NEW YORK, NY 10003

ARCHITECT'S SEAL AND SIGNATURE:

HLZAE

DOB PLAN EXAMINER STAMP AND SIGNATURE:

BIS STICKER:

2	9/23/21	LPC SUBMISSION REVISION
1	8/20/20	LPC SUBMISSION
NO.	DATE	REVISION DESCRIPTION

WINDOW TYPE P21+P31 ELEVATION

DATE:
8/2/2019
HLZA JOB NUMBER:
19-0382
DRAWN BY:
JJE/CB
PAGE:
18 OF 32

CHECKED BY:
MG/MHS
A-706.00


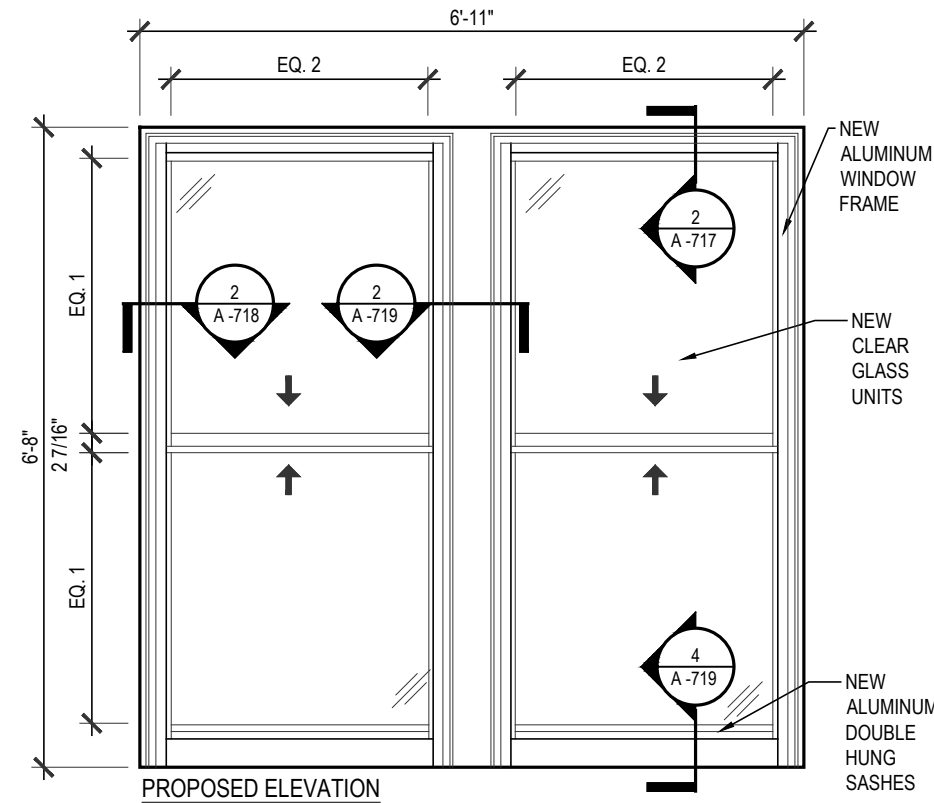
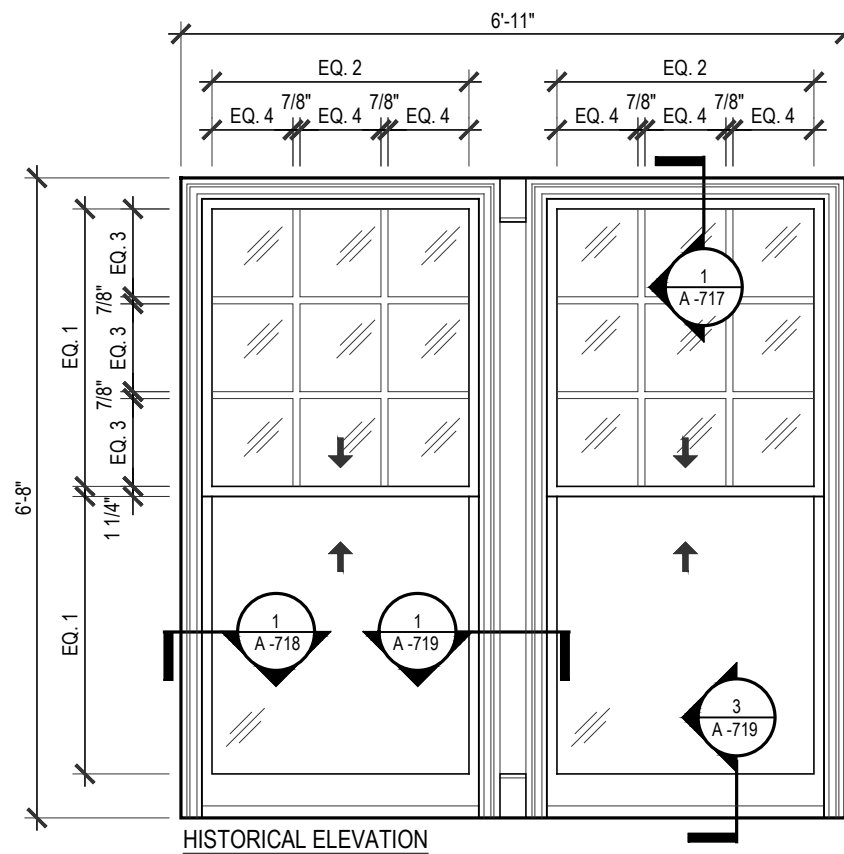


PHOTO OF EXISTING WINDOW

1 WINDOW TYPE P21

SCALE: 1/2" = 1'-0"


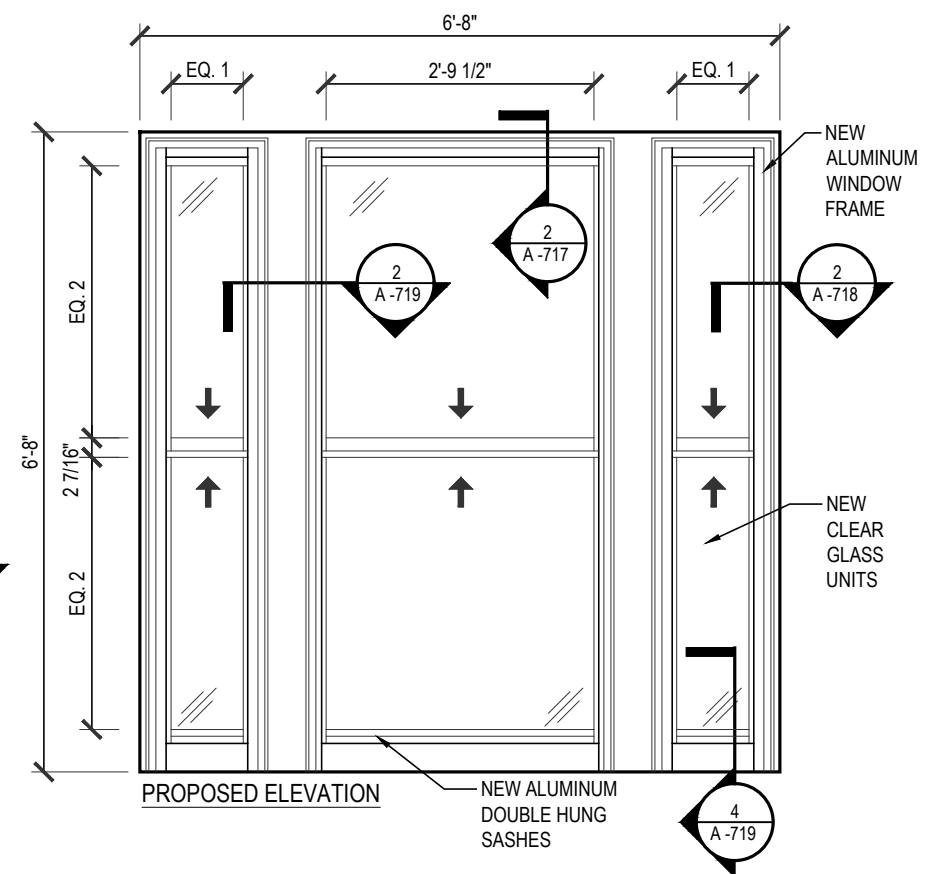
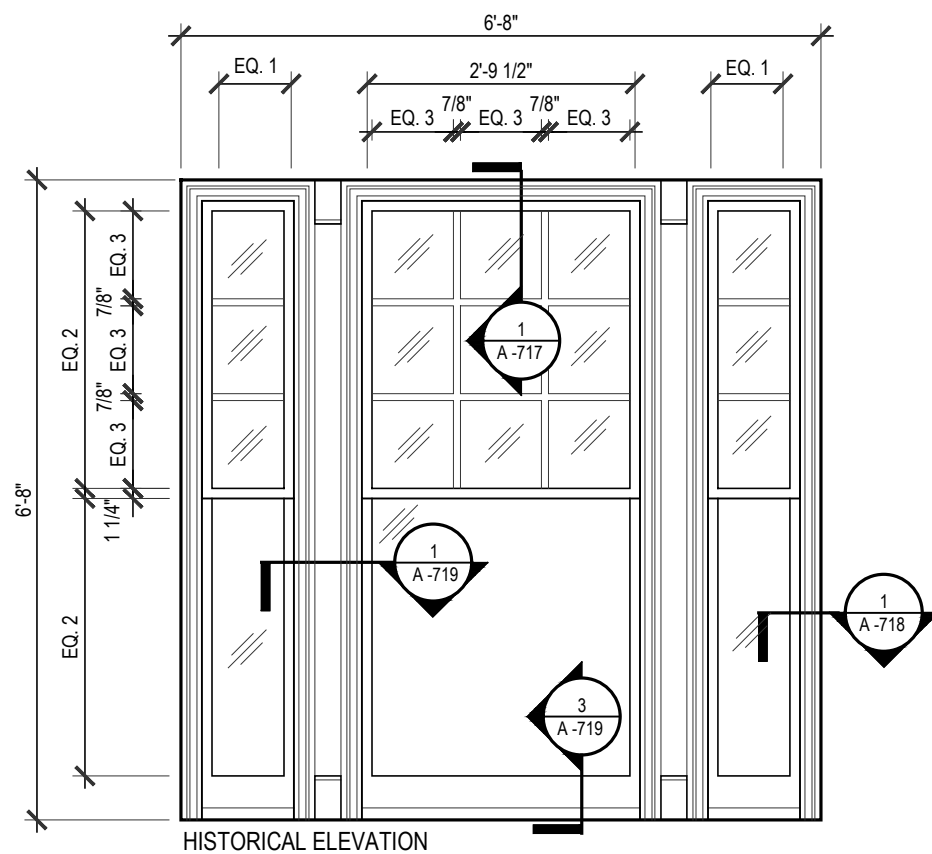


PHOTO OF EXISTING WINDOW

2 WINDOW TYPE P31

SCALE: 1/2" = 1'-0"

WINDOW MASTER PLAN
PROJECT ADDRESS:
500 WEST END AVENUE
NEW YORK, NY 10024
OWNER INFORMATION:
**500 WEST END AVENUE CONDOMINIUM C/O TUDOR
REALTY SERVICES CORP.**
250 PARK AVENUE SOUTH
NEW YORK, NY 10003

ARCHITECT'S SEAL AND SIGNATURE:

HLZAE

DOB PLAN EXAMINER STAMP AND SIGNATURE:

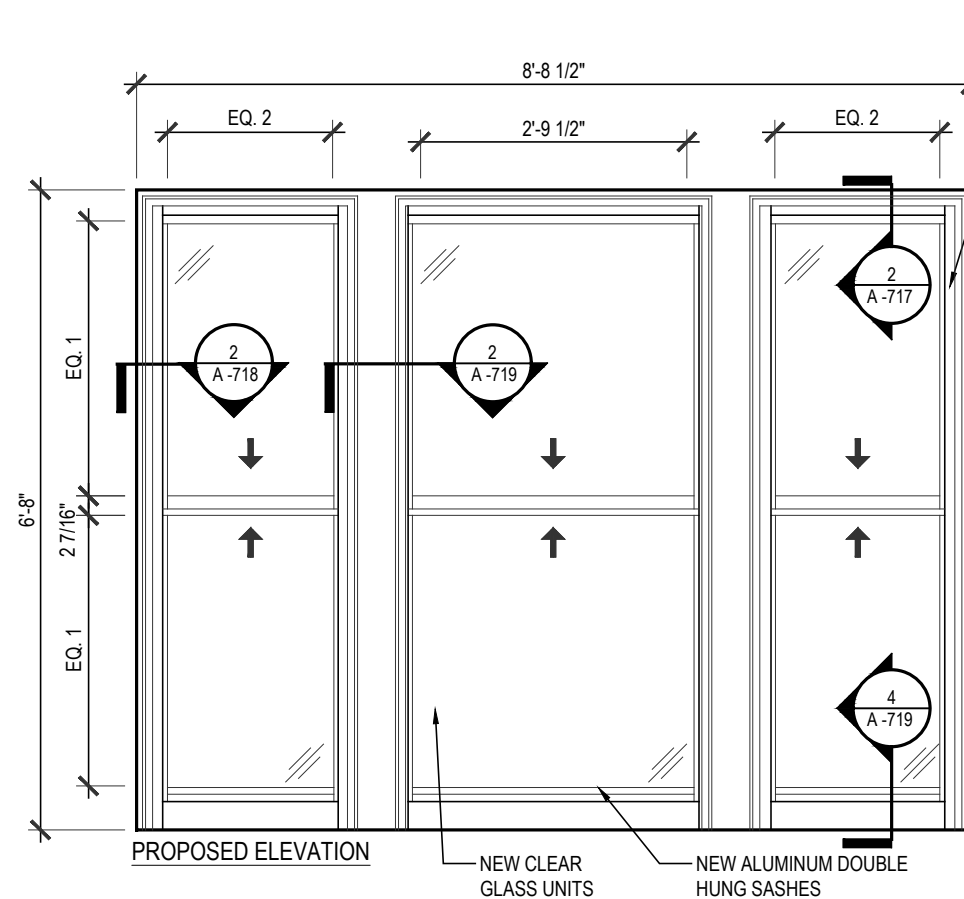
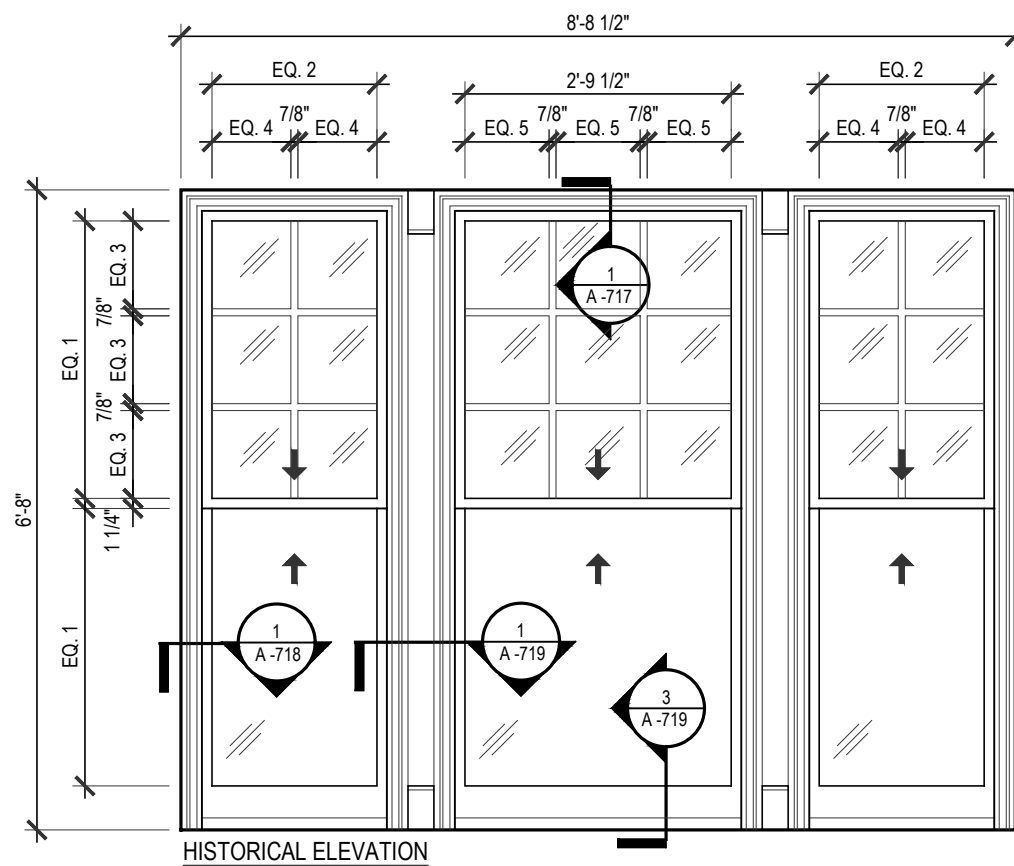
BIS STICKER:

2	9/23/21	LPC SUBMISSION REVISION
1	8/20/20	LPC SUBMISSION
NO.	DATE	REVISION DESCRIPTION

WINDOW TYPE P32+S11 ELEVATION

DATE:
8/2/2019
HLZA JOB NUMBER:
19-0382
DRAWN BY:
JJE/CB
CHECKED BY:
MG/MHS
PAGE:
19 OF 32

A-707.00



NEW
ALUMINUM
WINDOW
FRAME




PHOTO OF EXISTING WINDOW

1 WINDOW TYPE P32
SCALE: 1/2" = 1'-0"


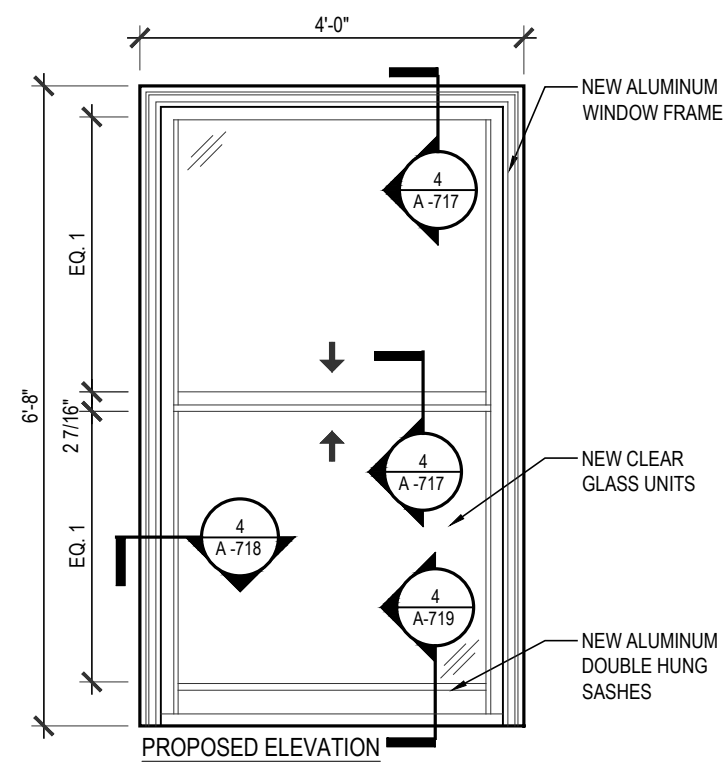
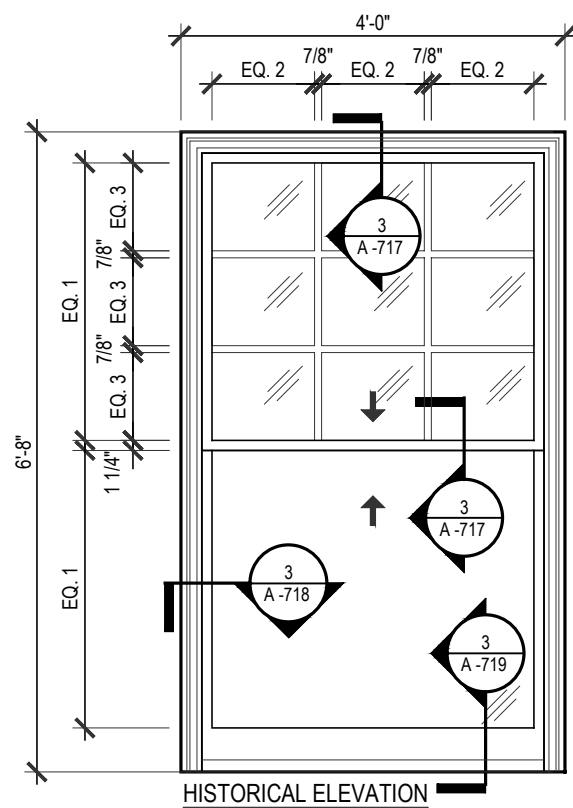


PHOTO OF EXISTING WINDOW

2 WINDOW TYPE S11
SCALE: 1/2" = 1'-0"

WINDOW MASTER PLAN

PROJECT ADDRESS:
500 WEST END AVENUE
NEW YORK, NY 10024

OWNER INFORMATION:
500 WEST END AVENUE CONDOMINIUM C/O TUDOR
REALTY SERVICES CORP.

250 PARK AVENUE SOUTH
NEW YORK, NY 10003

ARCHITECT'S SEAL AND SIGNATURE:

HLZAE

DOB PLAN EXAMINER STAMP AND SIGNATURE:


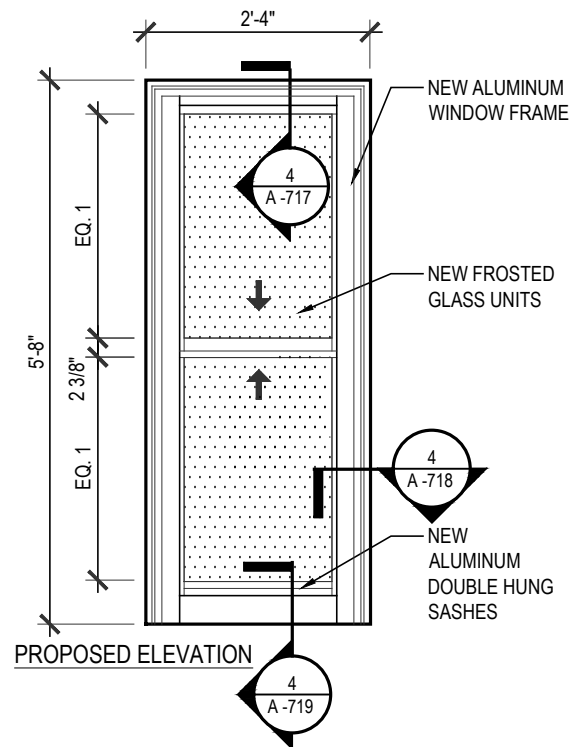
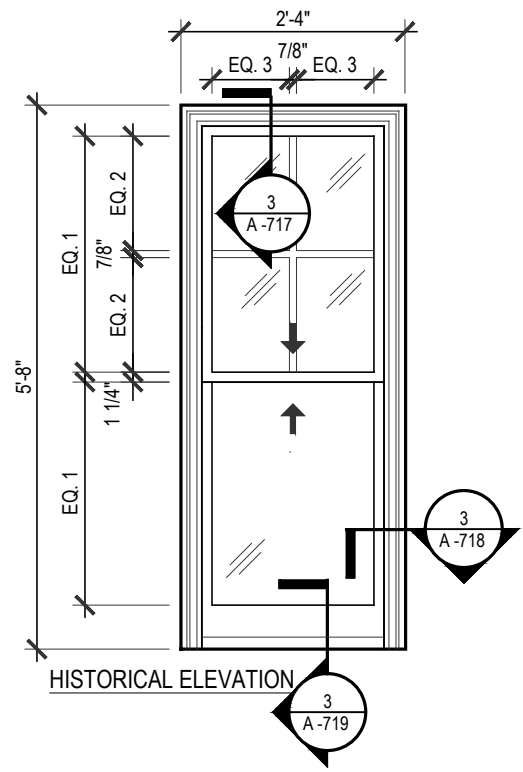


PHOTO OF EXISTING WINDOW

1 WINDOW TYPE S12
SCALE: 1/2" = 1'-0"


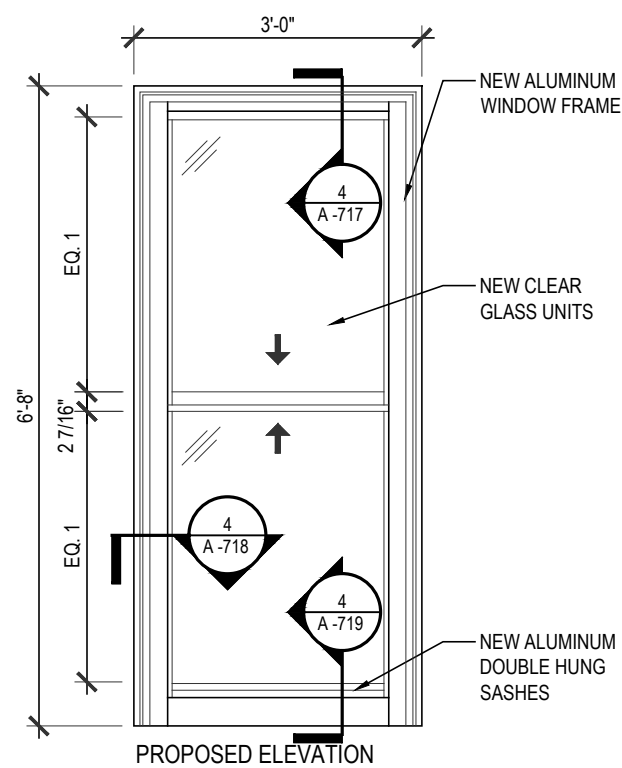
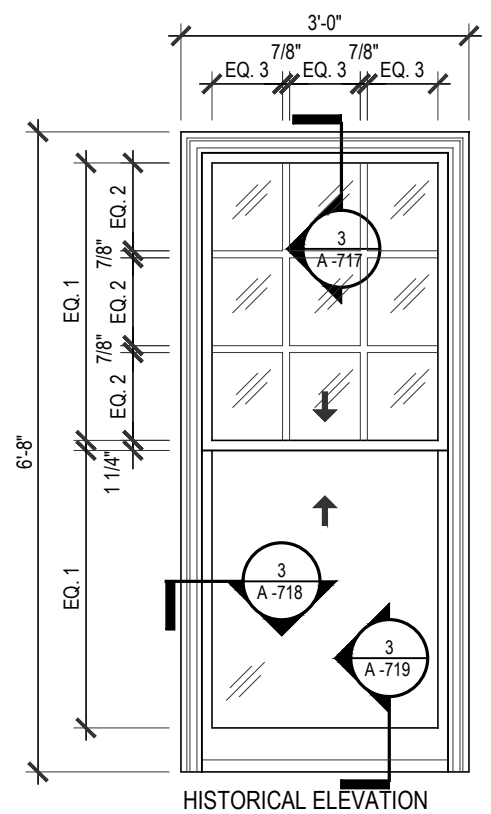


PHOTO OF EXISTING WINDOW

2 WINDOW TYPE S13
SCALE: 1/2" = 1'-0"

BIS STICKER:

2	9/23/21	LPC SUBMISSION REVISION
1	8/20/20	LPC SUBMISSION
NO.	DATE	REVISION DESCRIPTION

WINDOW TYPE S12+S13 ELEVATION

WINDOW MASTER PLAN

PROJECT ADDRESS:
500 WEST END AVENUE
NEW YORK, NY 10024


OWNER INFORMATION:
**500 WEST END AVENUE CONDOMINIUM C/O TUDOR
REALTY SERVICES CORP.**

250 PARK AVENUE SOUTH
NEW YORK, NY 10003

ARCHITECT'S SEAL AND SIGNATURE:



DOB PLAN EXAMINER STAMP AND SIGNATURE:



BIS STICKER:

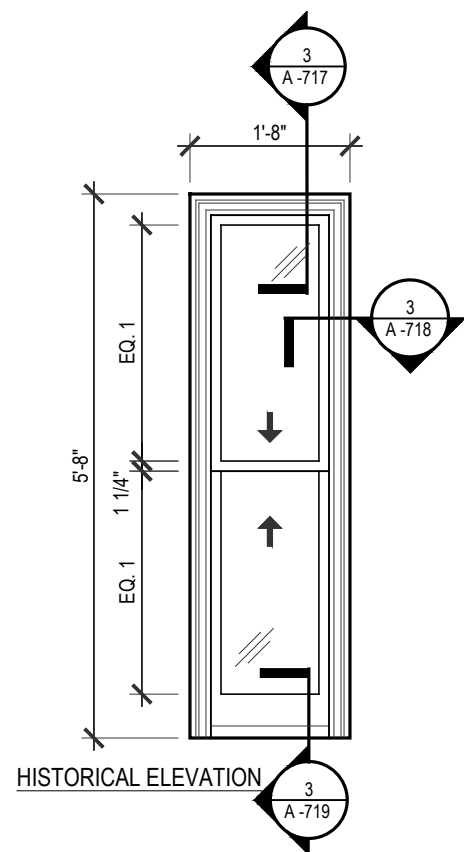


2	9/23/21	LPC SUBMISSION REVISION
1	8/20/20	LPC SUBMISSION
NO.	DATE	REVISION DESCRIPTION

WINDOW TYPE S14+S15 ELEVATION

DATE:
8/2/2019
HLZA JOB NUMBER:
19-0382
DRAWN BY:
JJE/CB
PAGE:
CHECKED BY:
MG/MHS

A-709.00



1 WINDOW TYPE S14
SCALE: 1/2" = 1'-0"

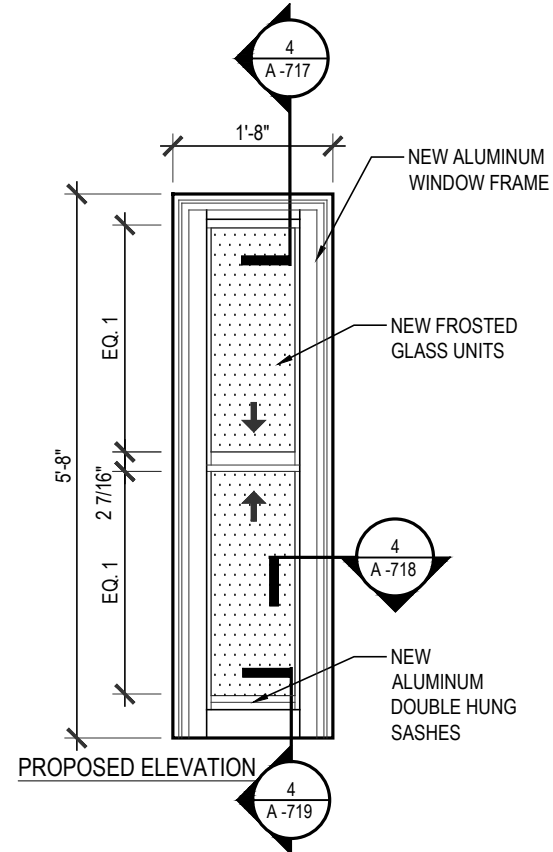
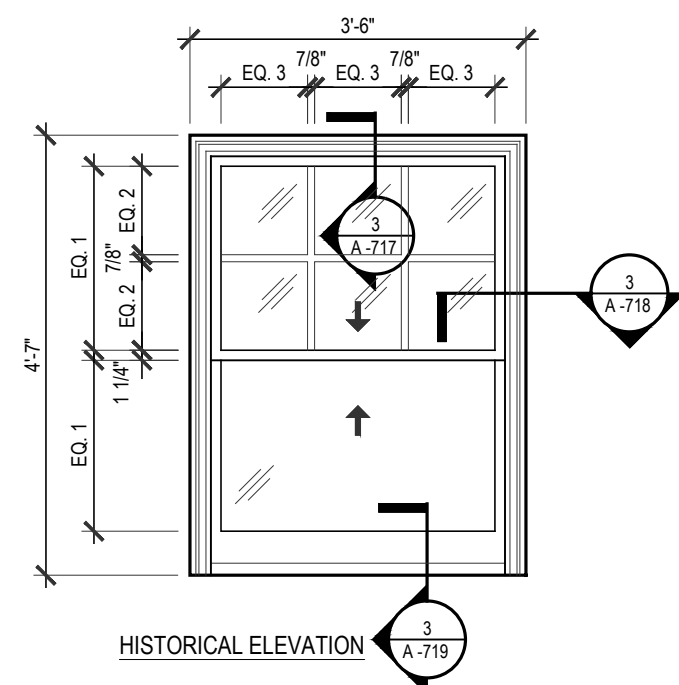


PHOTO OF EXISTING WINDOW



2 WINDOW TYPE S15
SCALE: 1/2" = 1'-0"


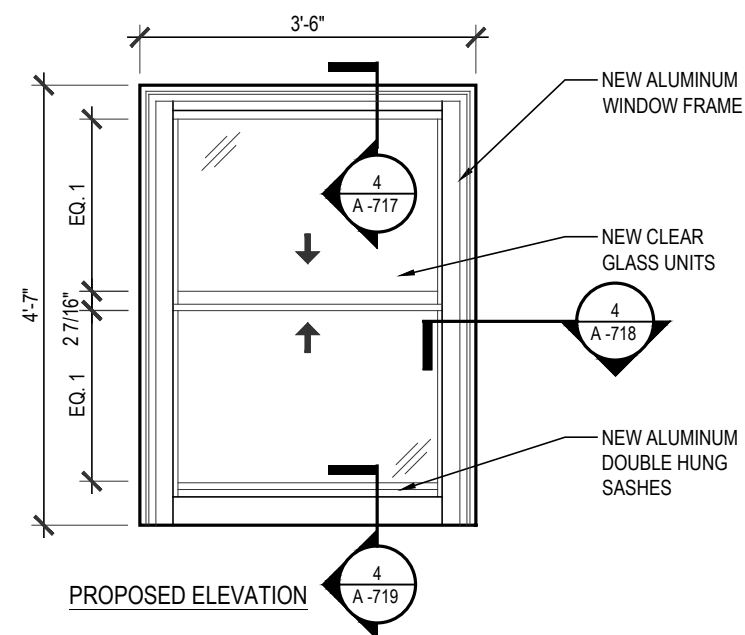


PHOTO OF EXISTING WINDOW

WINDOW MASTER PLAN

PROJECT ADDRESS:
500 WEST END AVENUE
NEW YORK, NY 10024

OWNER INFORMATION:
**500 WEST END AVENUE CONDOMINIUM C/O TUDOR
REALTY SERVICES CORP.**

250 PARK AVENUE SOUTH
NEW YORK, NY 10003

ARCHITECT'S SEAL AND SIGNATURE:



DOB PLAN EXAMINER STAMP AND SIGNATURE:



BIS STICKER:

2	9/23/21	LPC SUBMISSION REVISION
1	8/20/20	LPC SUBMISSION
NO.	DATE	REVISION DESCRIPTION

WINDOW TYPE S16+S17 ELEVATION

DATE:
8/2/2019
HLZA JOB NUMBER:
19-0382
DRAWN BY:
JJE/CB
PAGE:
22 OF 32

CHECKED BY:
MG/MHS
A-710.00

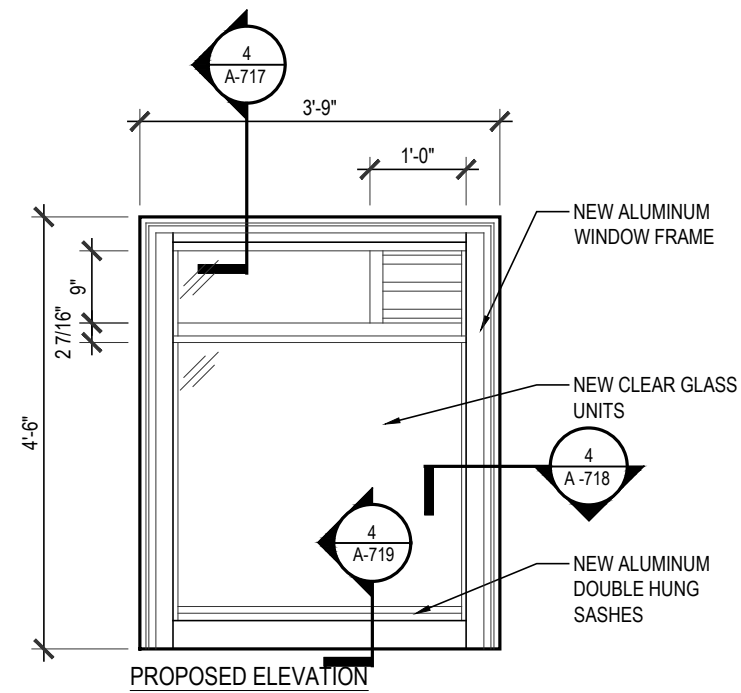
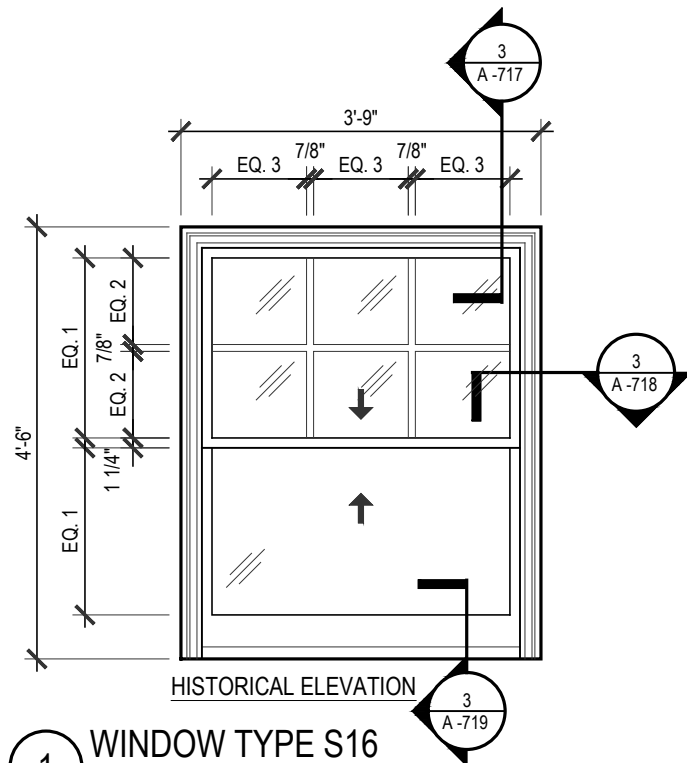


PHOTO OF EXISTING WINDOW

1 WINDOW TYPE S16

SCALE: 1/2" = 1'-0"


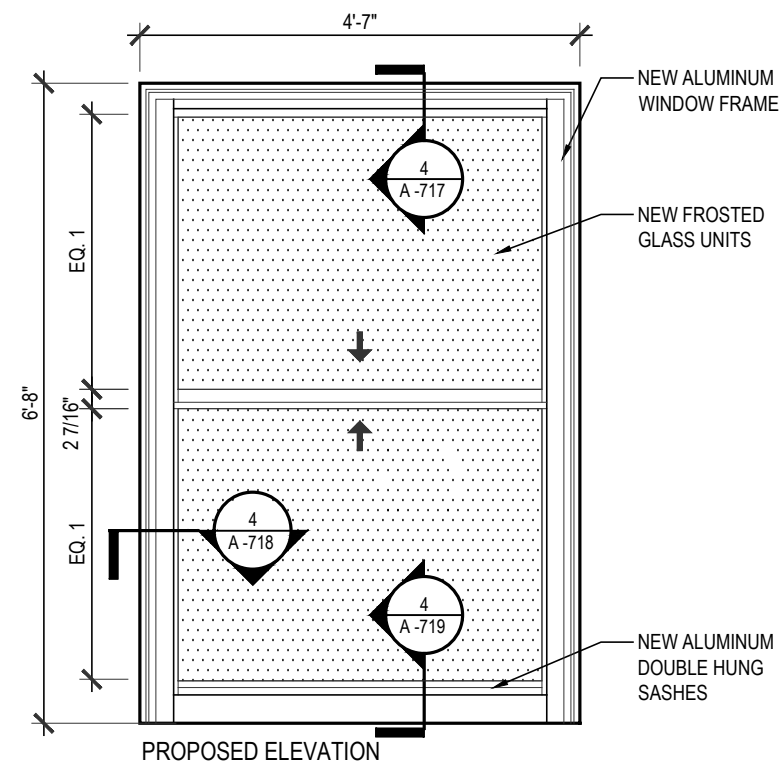
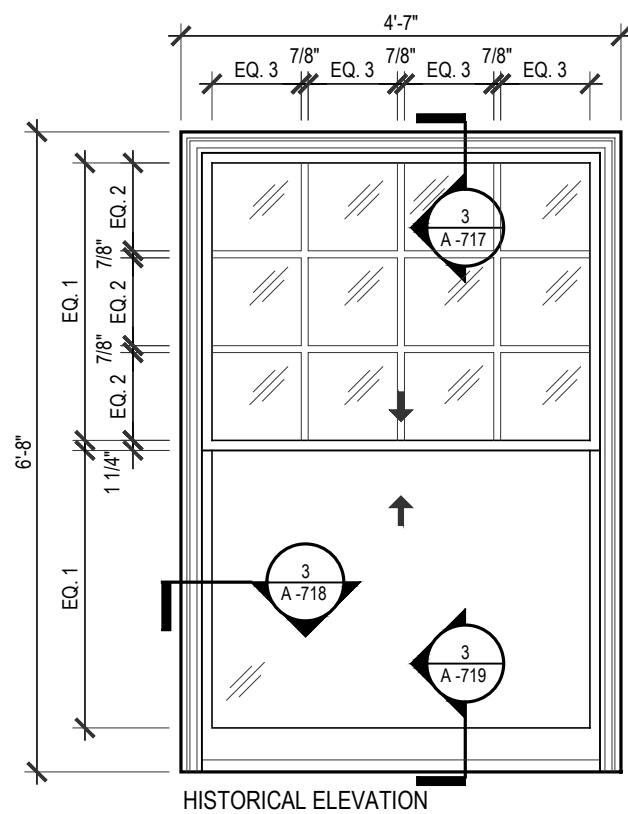


PHOTO OF EXISTING WINDOW

2 WINDOW TYPE S17

SCALE: 1/2" = 1'-0"

WINDOW MASTER PLAN

PROJECT ADDRESS:
500 WEST END AVENUE
NEW YORK, NY 10024

OWNER INFORMATION:
500 WEST END AVENUE CONDOMINIUM C/O TUDOR
REALTY SERVICES CORP.

250 PARK AVENUE SOUTH
NEW YORK, NY 10003

ARCHITECT'S SEAL AND SIGNATURE:

DOB PLAN EXAMINER STAMP AND SIGNATURE:

BIS STICKER:

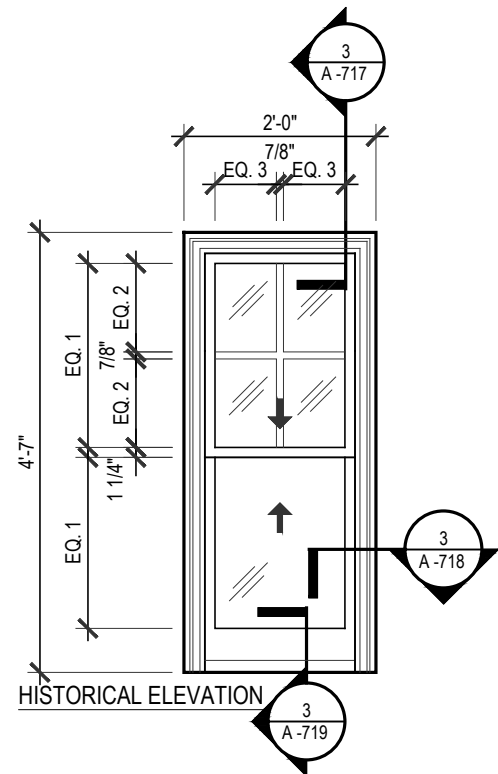
2	9/23/21	LPC SUBMISSION REVISION
1	8/20/20	LPC SUBMISSION
NO.	DATE	REVISION DESCRIPTION

WINDOW TYPE S18+S19 ELEVATION

DATE: 8/2/2019
HILZA JOB NUMBER: 19-0382
DRAWN BY: JJE/CB CHECKED BY: MG/MHS
PAGE:

23 OF 32

A-711.00



① WINDOW TYPE S18

SCALE: 1/2" = 1'-0"


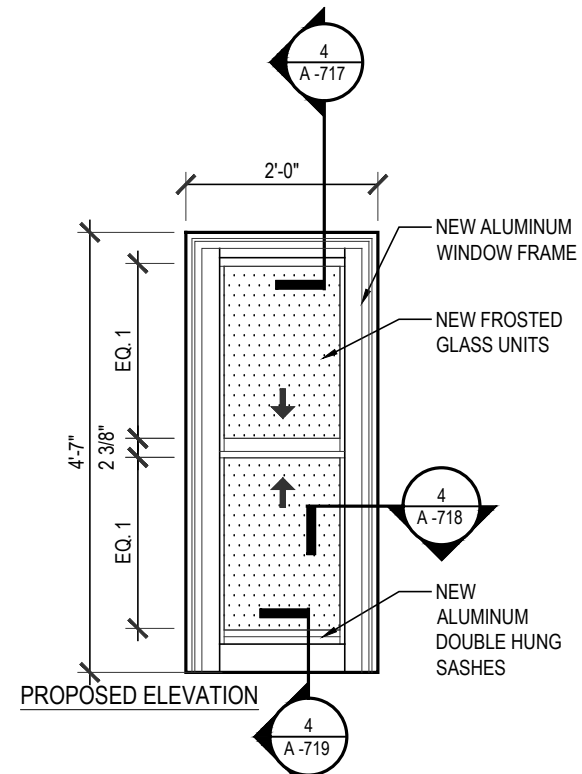
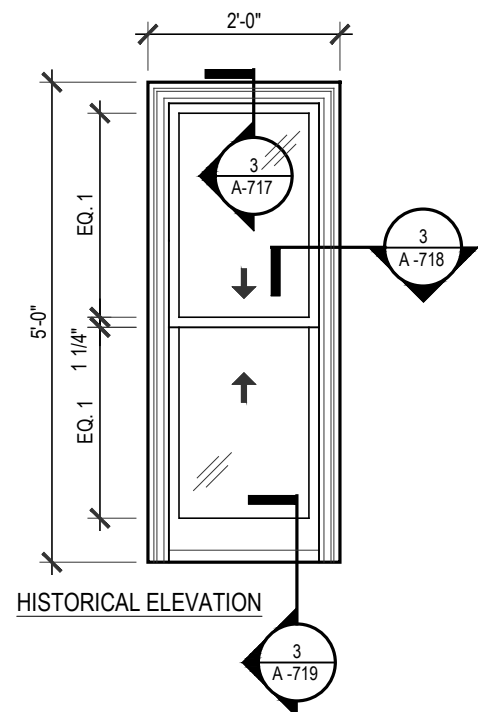


PHOTO OF EXISTING WINDOW



② WINDOW TYPE S19

SCALE: 1/2" = 1'-0"

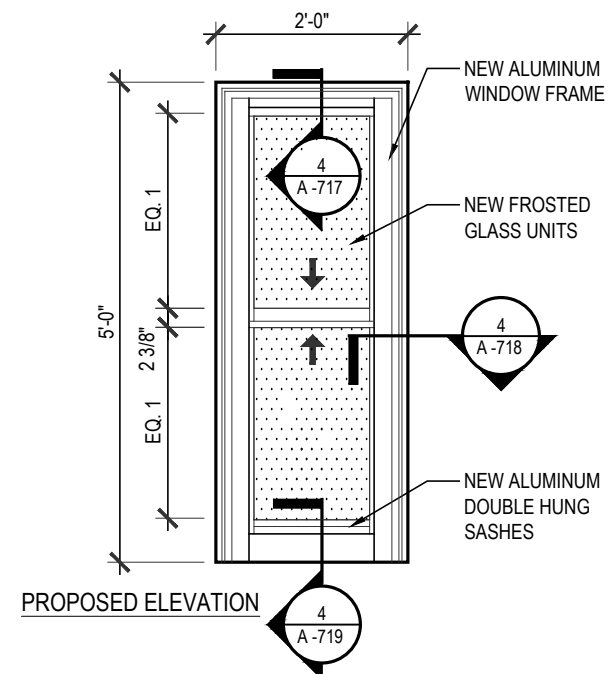


PHOTO OF EXISTING WINDOW

WINDOW MASTER PLAN

PROJECT ADDRESS:
500 WEST END AVENUE
NEW YORK, NY 10024

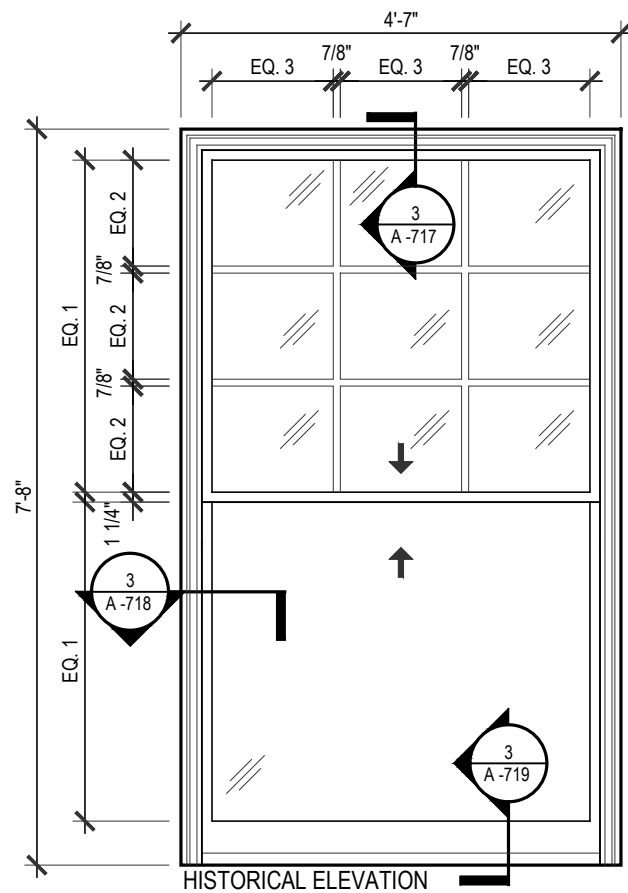
OWNER INFORMATION:
**500 WEST END AVENUE CONDOMINIUM C/O TUDOR
REALTY SERVICES CORP.**

250 PARK AVENUE SOUTH
NEW YORK, NY 10003

ARCHITECT'S SEAL AND SIGNATURE:

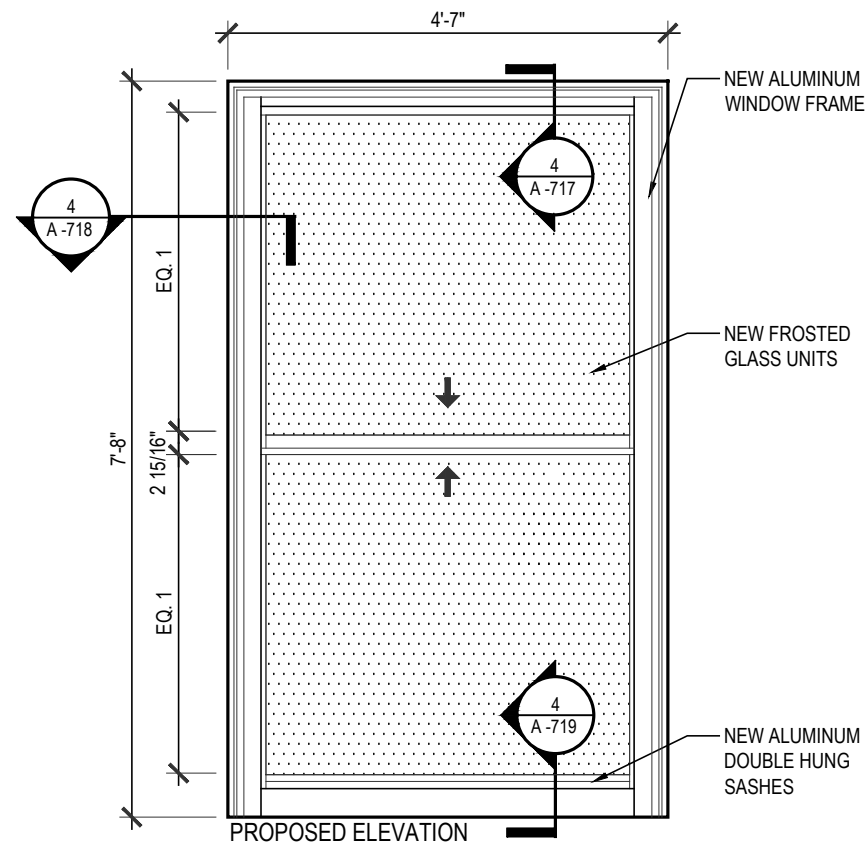


DOB PLAN EXAMINER STAMP AND SIGNATURE:



1 WINDOW TYPE S110

SCALE: 1/2" = 1'-0"



PROPOSED ELEVATION


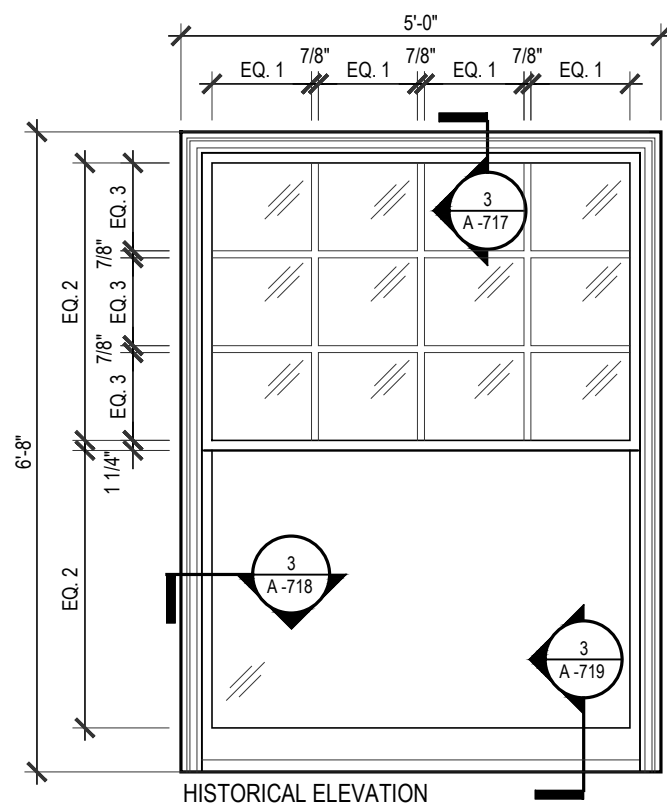
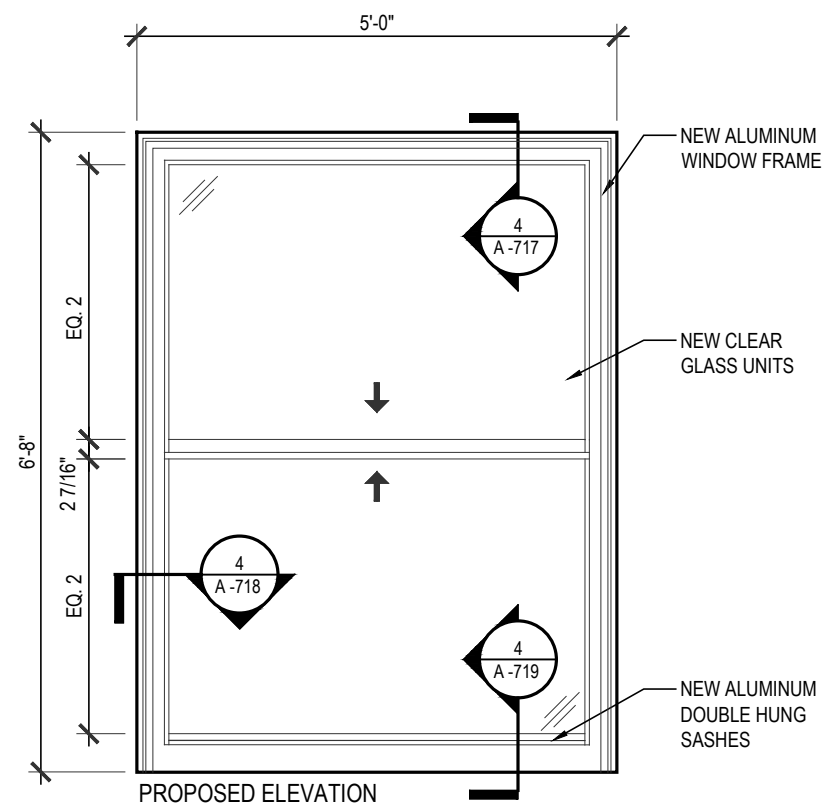


PHOTO OF EXISTING WINDOW



2 WINDOW TYPE S111

SCALE: 1/2" = 1'-0"



PROPOSED ELEVATION



PHOTO OF EXISTING WINDOW

BIS STICKER:



2	9/23/21	LPC SUBMISSION REVISION
1	8/20/20	LPC SUBMISSION
NO.	DATE	REVISION DESCRIPTION

WINDOW TYPE S110+S111 ELEVATION

DATE:
8/2/2019
HLZA JOB NUMBER:
19-0382
DRAWN BY:
JJE/CB
PAGE:
MG/MHS

A-712.00

WINDOW MASTER PLAN

PROJECT ADDRESS:
500 WEST END AVENUE
NEW YORK, NY 10024

OWNER INFORMATION:
**500 WEST END AVENUE CONDOMINIUM C/O TUDOR
REALTY SERVICES CORP.**

250 PARK AVENUE SOUTH
NEW YORK, NY 10003

ARCHITECTS SEAL AND SIGNATURE:

HLZAE

DOB PLAN EXAMINER STAMP AND SIGNATURE:


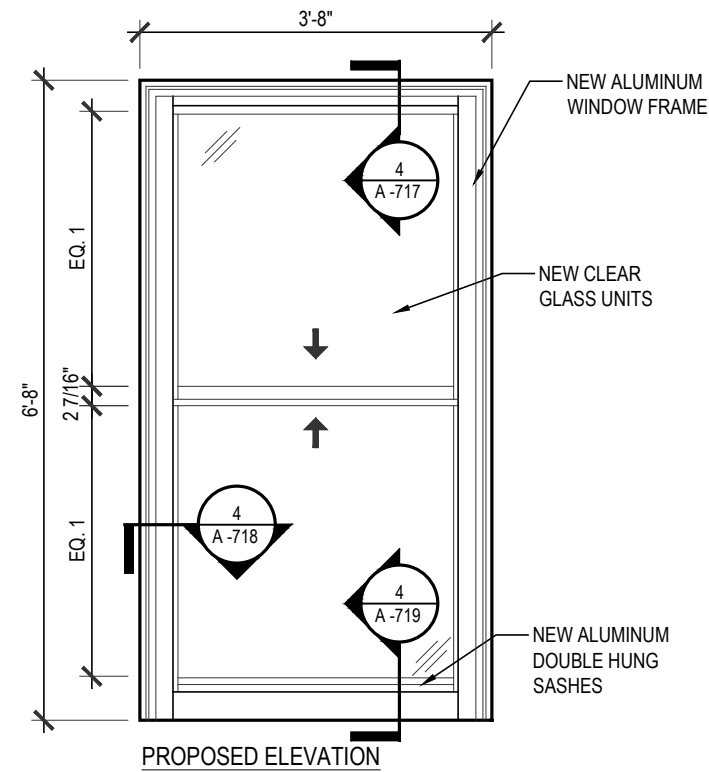
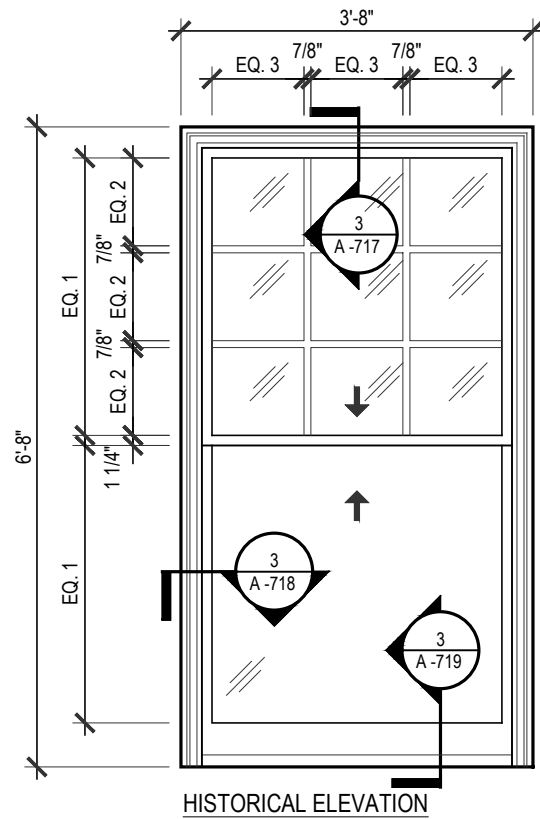


PHOTO OF EXISTING WINDOW

1 WINDOW TYPE S112

SCALE: 1/2" = 1'-0"

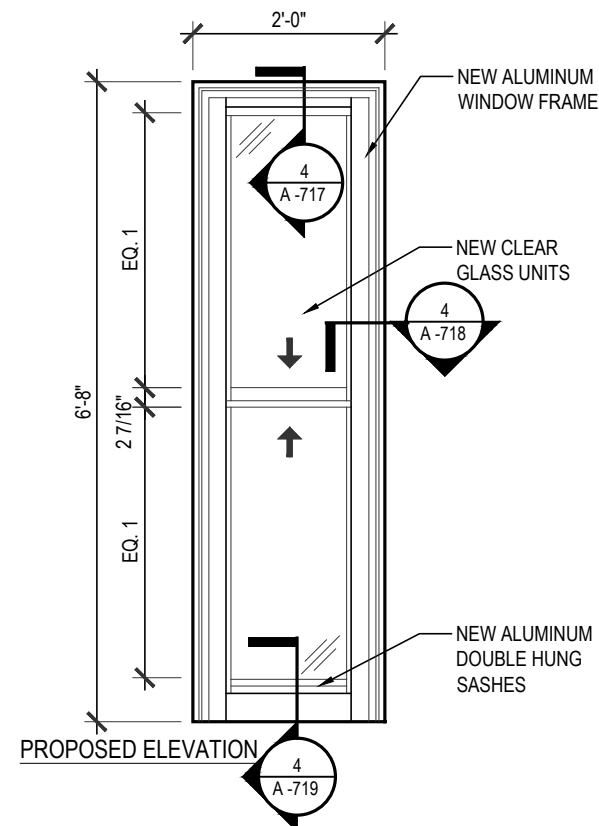
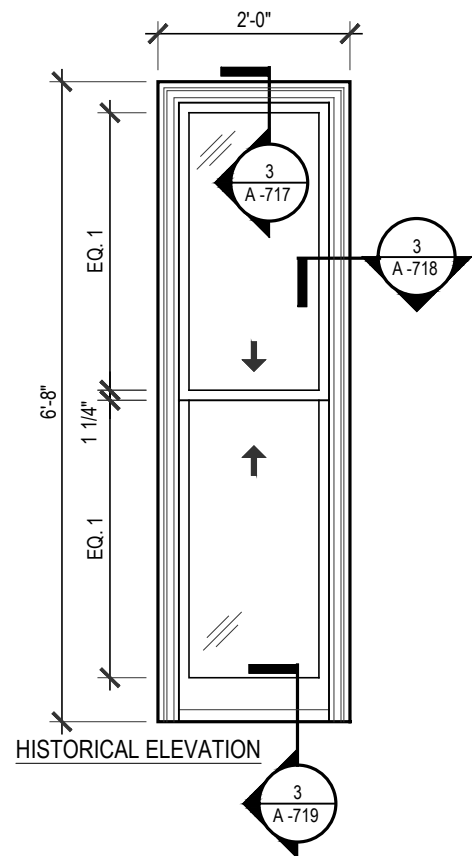


PHOTO OF EXISTING WINDOW

2 WINDOW TYPE S113

SCALE: 1/2" = 1'-0"

BIS STICKER:



2	9/23/21	LPC SUBMISSION REVISION
1	8/20/20	LPC SUBMISSION
NO.	DATE	REVISION DESCRIPTION

WINDOW TYPE S112+S113 ELEVATION

DATE:
8/2/2019
HLZA JOB NUMBER:
19-0382
DRAWN BY:
JJE/CB
PAGE:
MG/MHS

A-713.00

WINDOW MASTER PLAN

PROJECT ADDRESS:
500 WEST END AVENUE
NEW YORK, NY 10024

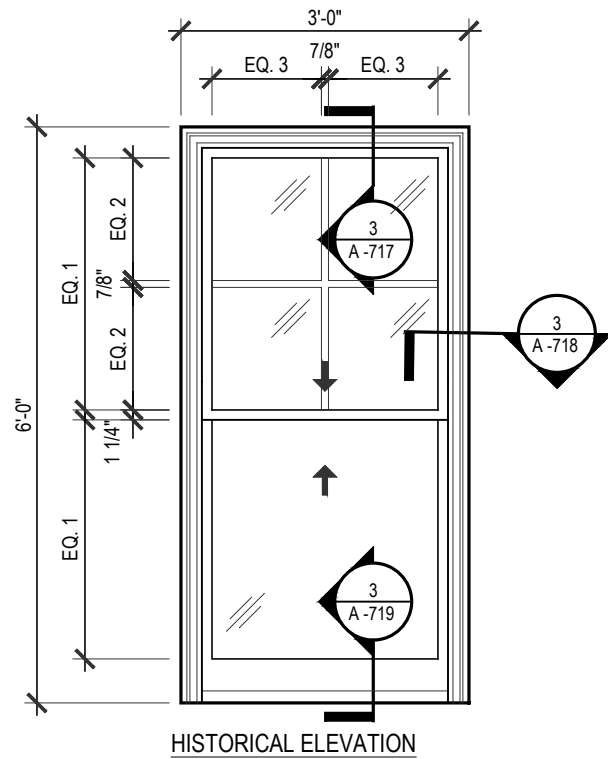
OWNER INFORMATION:
**500 WEST END AVENUE CONDOMINIUM C/O TUDOR
REALTY SERVICES CORP.**

250 PARK AVENUE SOUTH
NEW YORK, NY 10003

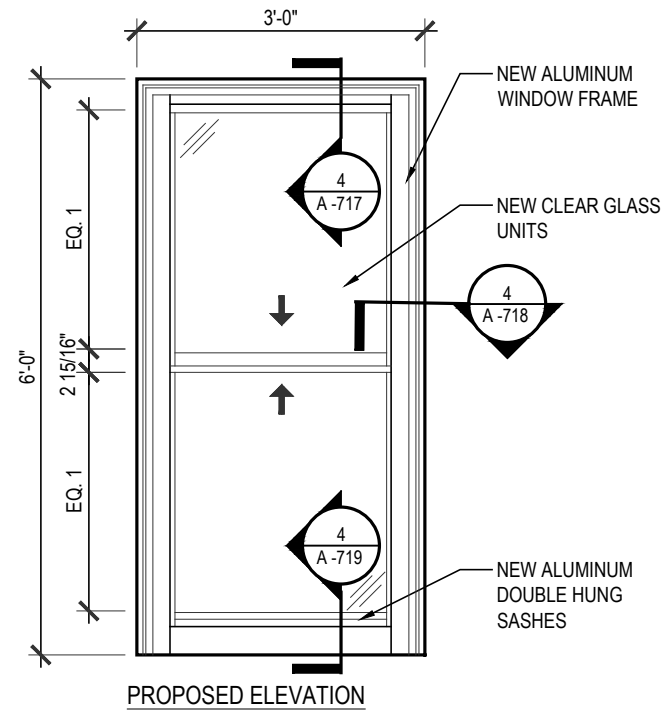
ARCHITECT'S SEAL AND SIGNATURE:

HLZAE

DOB PLAN EXAMINER STAMP AND SIGNATURE:



HISTORICAL ELEVATION



PROPOSED ELEVATION


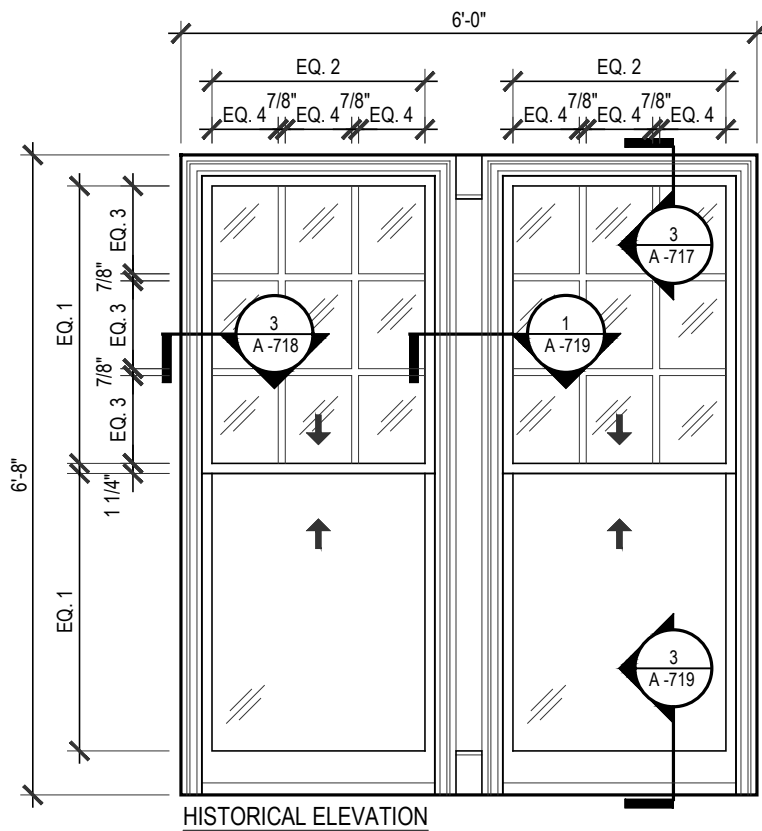


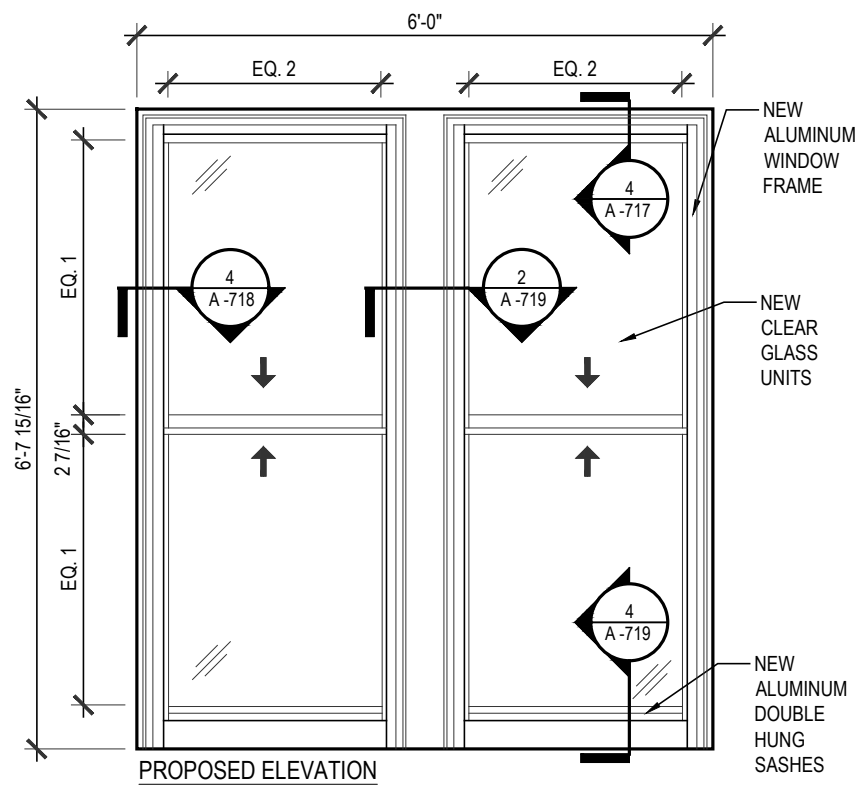
PHOTO OF EXISTING WINDOW

1 WINDOW TYPE S114

SCALE: 1/2" = 1'-0"



HISTORICAL ELEVATION



PROPOSED ELEVATION



PHOTO OF EXISTING WINDOW

2 WINDOW TYPE S21

SCALE: 1/2" = 1'-0"

BIS STICKER:

Blank area for BIS sticker.

2	9/23/21	LPC SUBMISSION REVISION
1	8/20/20	LPC SUBMISSION
NO.	DATE	REVISION DESCRIPTION

WINDOW TYPE S114+S21 ELEVATION

DATE:
8/2/2019
HLZA JOB NUMBER:
19-0382
DRAWN BY:
JJE/CB
PAGE:
26 OF 32

CHECKED BY:
MG/MHS
A-714.00

WINDOW MASTER PLAN

PROJECT ADDRESS:
500 WEST END AVENUE
NEW YORK, NY 10024

OWNER INFORMATION:
**500 WEST END AVENUE CONDOMINIUM C/O TUDOR
REALTY SERVICES CORP.**

250 PARK AVENUE SOUTH
NEW YORK, NY 10003

ARCHITECT'S SEAL AND SIGNATURE:



DOB PLAN EXAMINER STAMP AND SIGNATURE:



BIS STICKER:

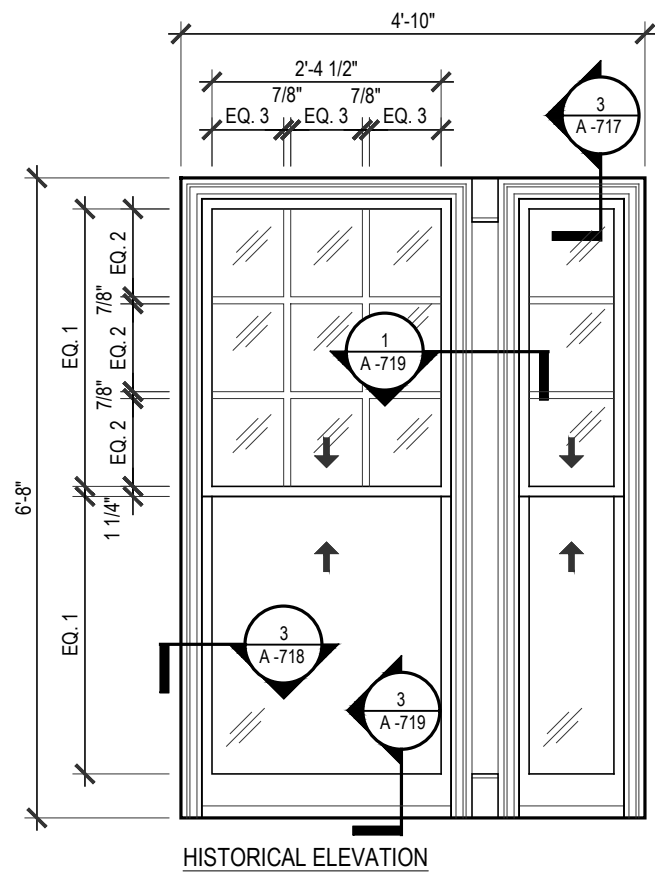


2	9/23/21	LPC SUBMISSION REVISION
1	8/20/20	LPC SUBMISSION
NO.	DATE	REVISION DESCRIPTION

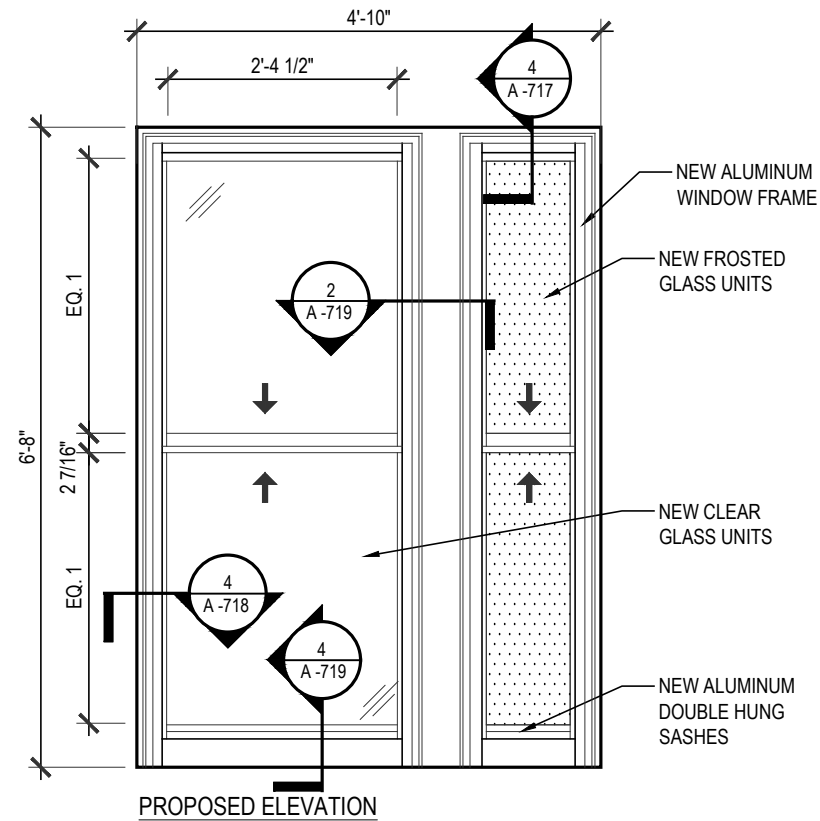
WINDOW TYPE S22+S23 ELEVATION

DATE:
8/2/2019
HLZA JOB NUMBER:
19-0382
DRAWN BY:
JJE/CB
PAGE:
MG/MHS

A-715.00



HISTORICAL ELEVATION



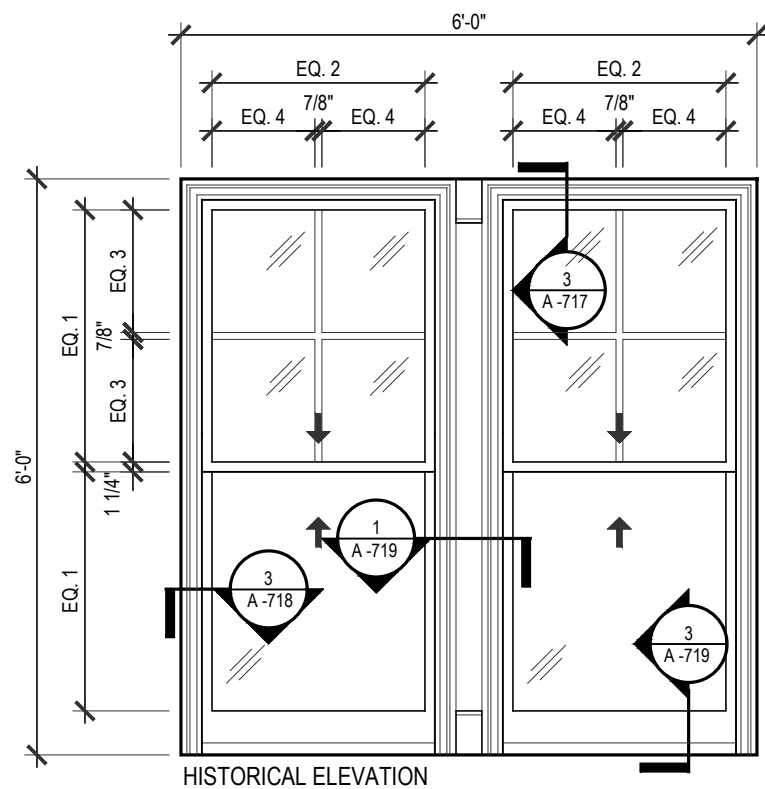
PROPOSED ELEVATION



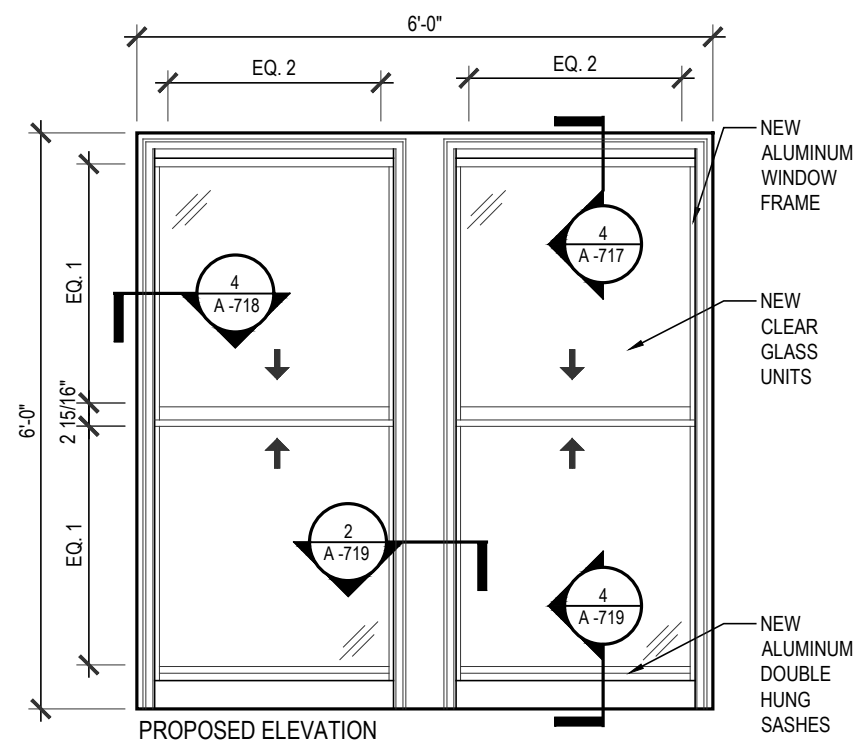
PHOTO OF EXISTING WINDOW

1 WINDOW TYPE S22

SCALE: 1/2" = 1'-0"



HISTORICAL ELEVATION



PROPOSED ELEVATION




PHOTO OF EXISTING WINDOW

2 WINDOW TYPE S23

SCALE: 1/2" = 1'-0"

WINDOW MASTER PLAN
PROJECT ADDRESS:
500 WEST END AVENUE
NEW YORK, NY 10024
OWNER INFORMATION:
**500 WEST END AVENUE CONDOMINIUM C/O TUDOR
REALTY SERVICES CORP.**
250 PARK AVENUE SOUTH
NEW YORK, NY 10003

ARCHITECT'S SEAL AND SIGNATURE:

HLZAE

DOB PLAN EXAMINER STAMP AND SIGNATURE:


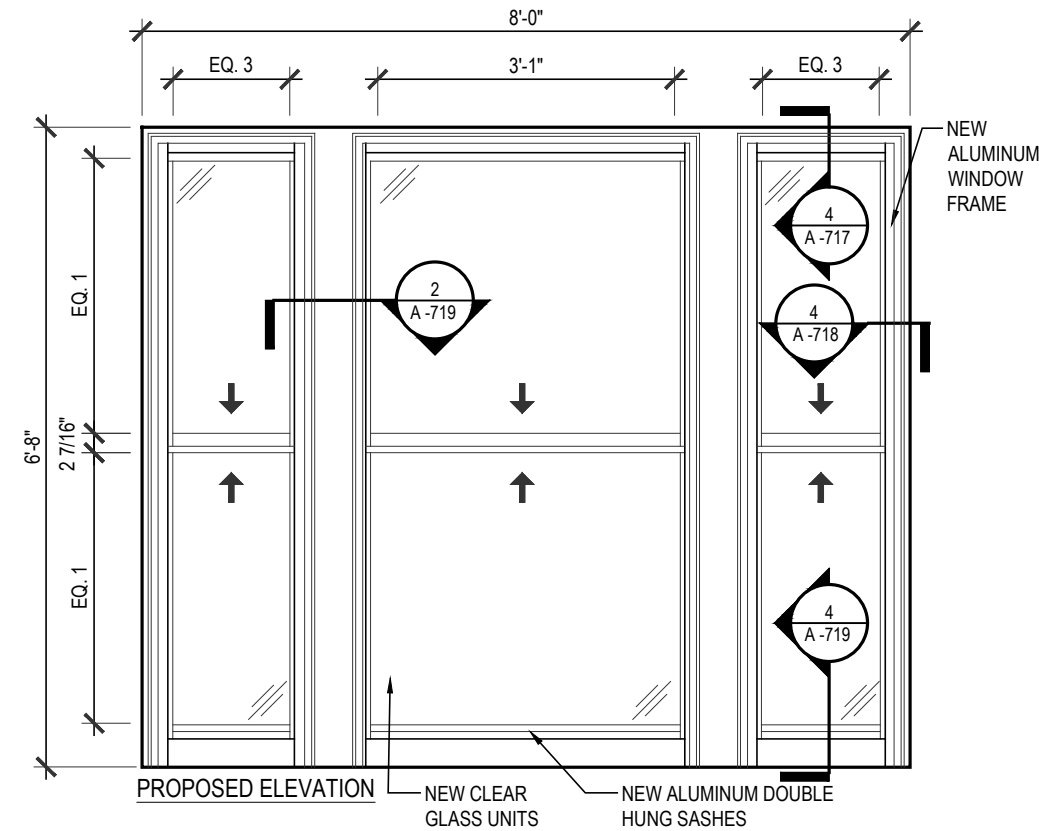
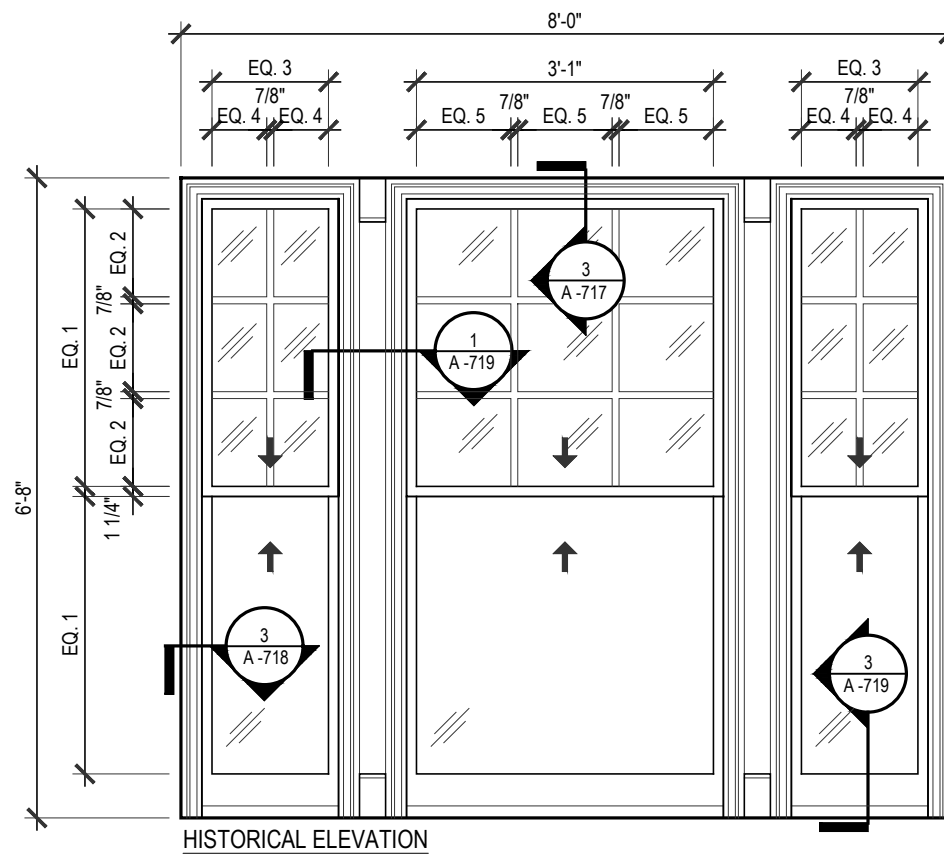


PHOTO OF EXISTING WINDOW

1 WINDOW TYPE S31
SCALE: 1/2" = 1'-0"

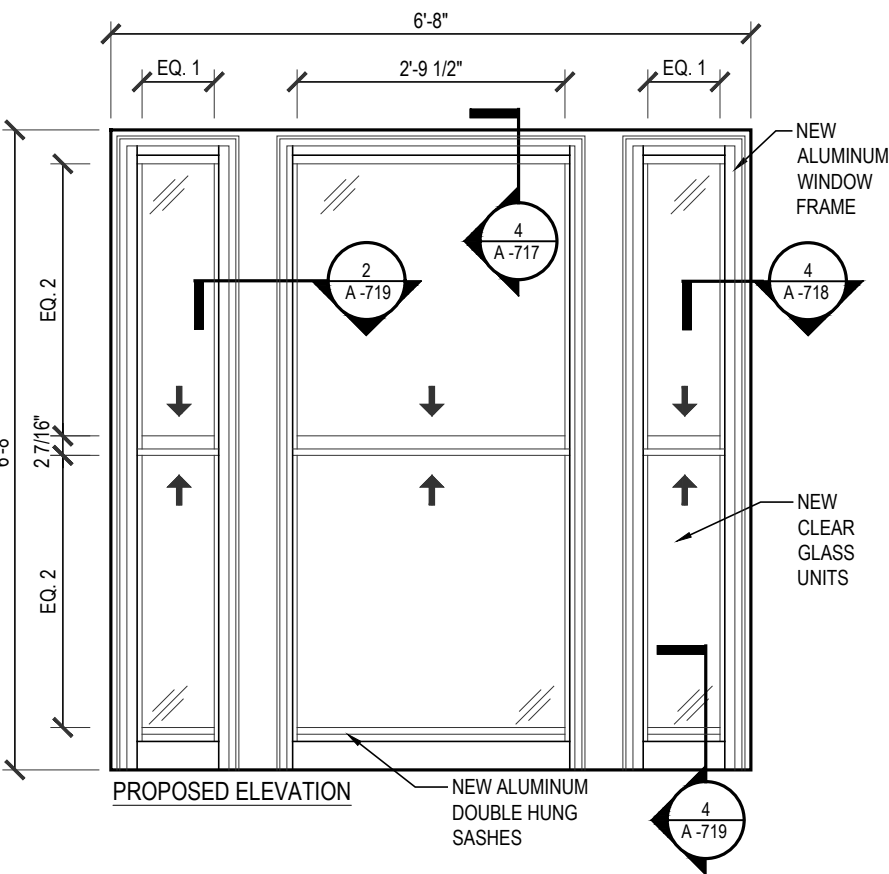
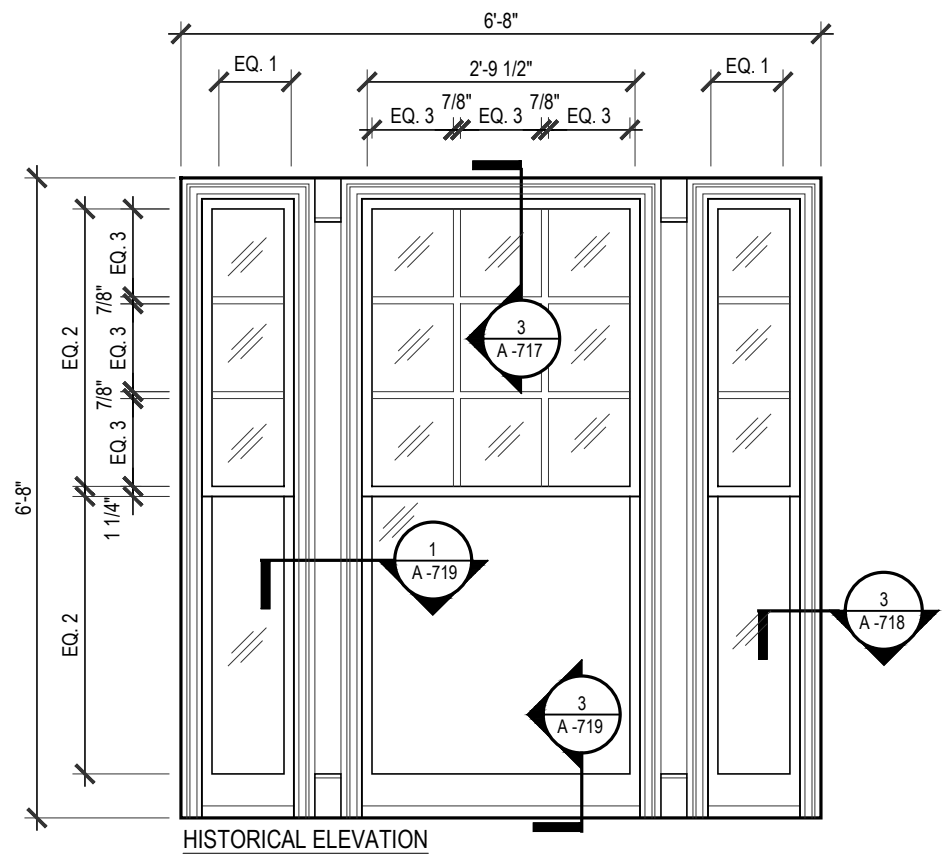


PHOTO OF EXISTING WINDOW

2 WINDOW TYPE S32
SCALE: 1/2" = 1'-0"

BIS STICKER:

2	9/23/21	LPC SUBMISSION REVISION
1	8/20/20	LPC SUBMISSION
NO.	DATE	REVISION DESCRIPTION

WINDOW TYPE S31 & S32 ELEVATION

DATE:
8/2/2019
HLZA JOB NUMBER:
19-0382
DRAWN BY:
CB
CHECKED BY:
MHS/MG
PAGE:
28 OF 32

A-716.00

WINDOW MASTER PLAN
PROJECT ADDRESS:
500 WEST END AVENUE
NEW YORK, NY 10024
OWNER INFORMATION:
**500 WEST END AVENUE CONDOMINIUM C/O TUDOR
REALTY SERVICES CORP.**
250 PARK AVENUE SOUTH
NEW YORK, NY 10003

ARCHITECT'S SEAL AND SIGNATURE:

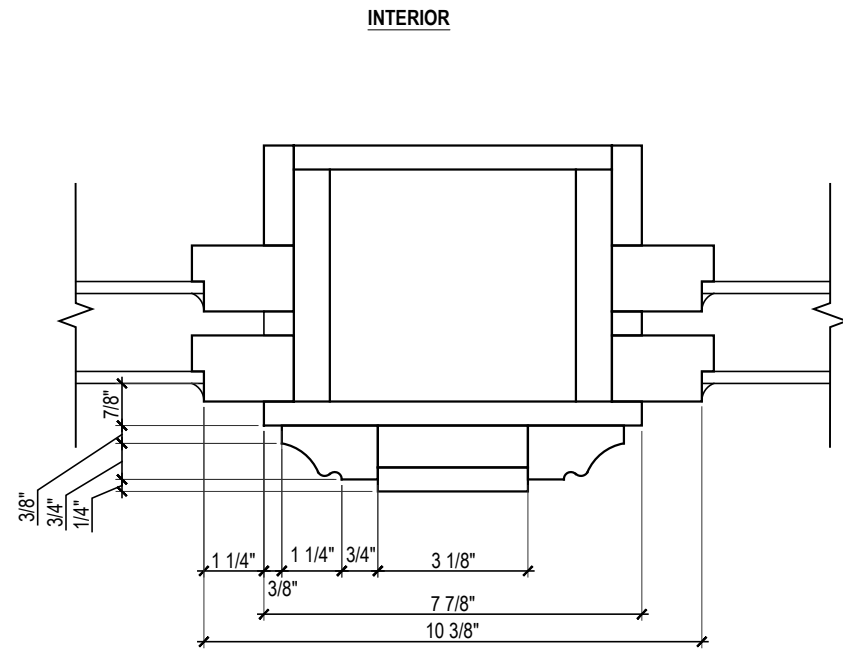
DOB PLAN EXAMINER STAMP AND SIGNATURE:

2	9/23/21	LPC SUBMISSION REVISION
1	8/20/20	LPC SUBMISSION
NO.	DATE	REVISION DESCRIPTION

MULLION DETAILS

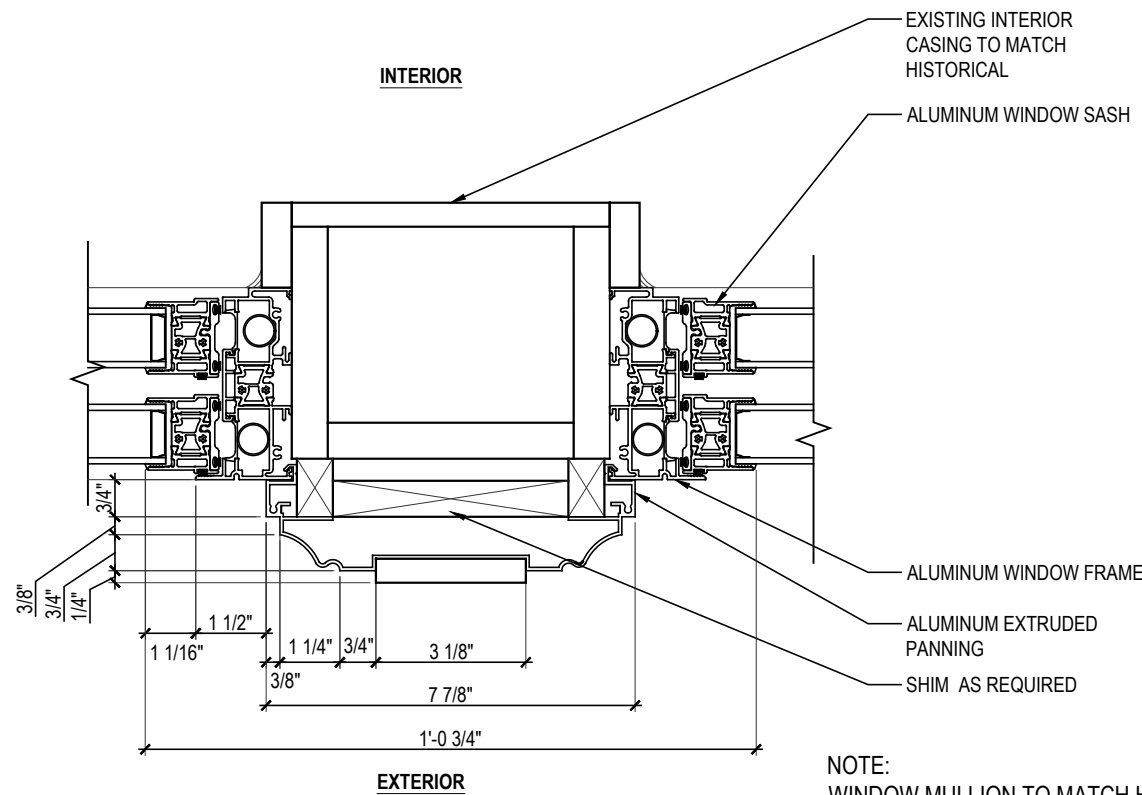
DATE:
8/2/2019
HLZA JOB NUMBER:
19-0382
DRAWN BY:
JJE/CB
PAGE:
CHECKED BY:
MG/MHS

A-719.00



1 HISTORIC MULLION DETAIL

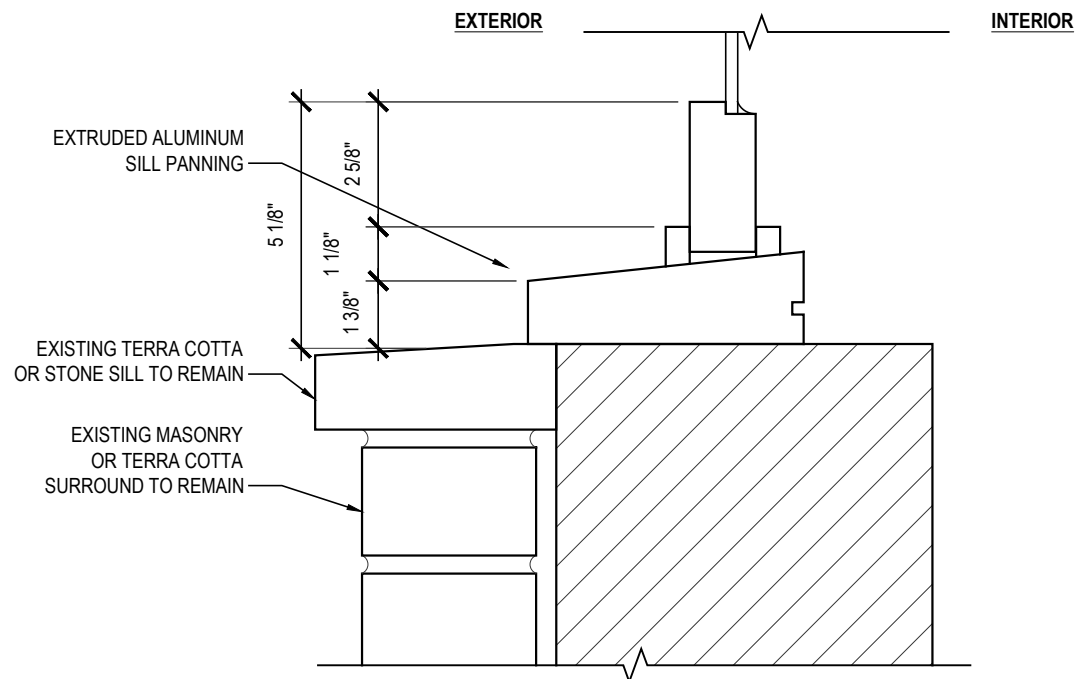
3" = 1'-0"



2 PROPOSED MULLION DETAIL

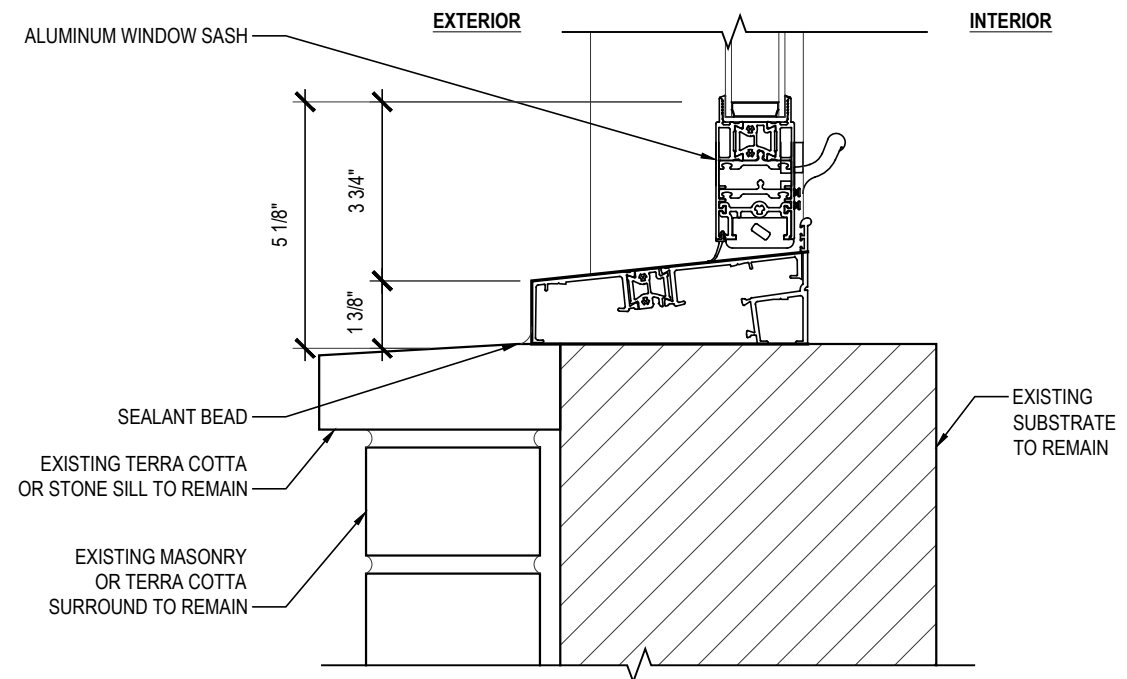
3" = 1'-0"

NOTE:
WINDOW MULLION TO MATCH HISTORIC
IN PROFILE, COLOR & TEXTURE.



3 HISTORIC SILL DETAIL

3" = 1'-0"



4 PROPOSED SILL DETAIL

3" = 1'-0"

NOTE:
WINDOW MULLION TO MATCH HISTORIC
IN PROFILE, COLOR & TEXTURE.

WINDOW MASTER PLAN

PROJECT ADDRESS:
500 WEST END AVENUE
NEW YORK, NY 10024

OWNER INFORMATION:
500 WEST END AVENUE CONDOMINIUM C/O TUDOR
REALTY SERVICES CORP.

250 PARK AVENUE SOUTH
NEW YORK, NY 10003

ARCHITECT'S SEAL AND SIGNATURE



DOB PLAN EXAMINER STAMP AND SIGNATURE

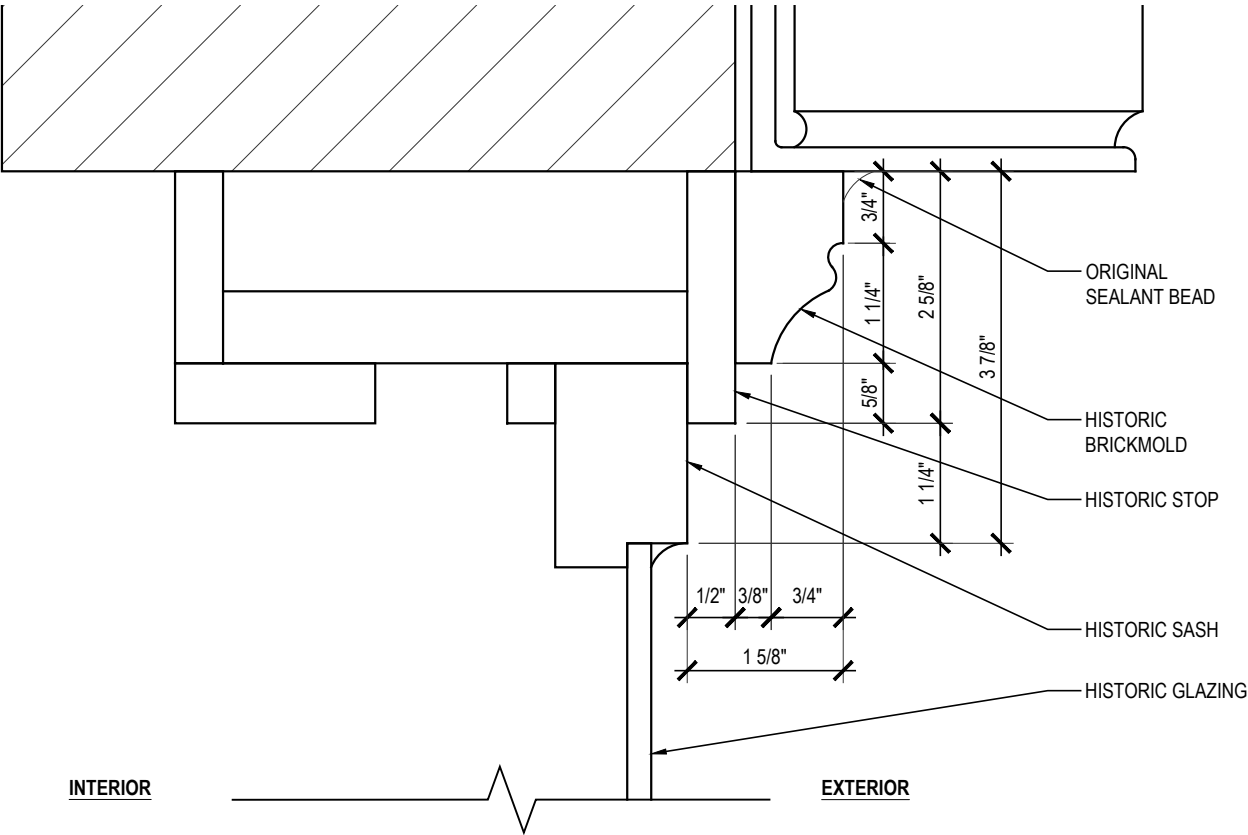


BIS STICKER



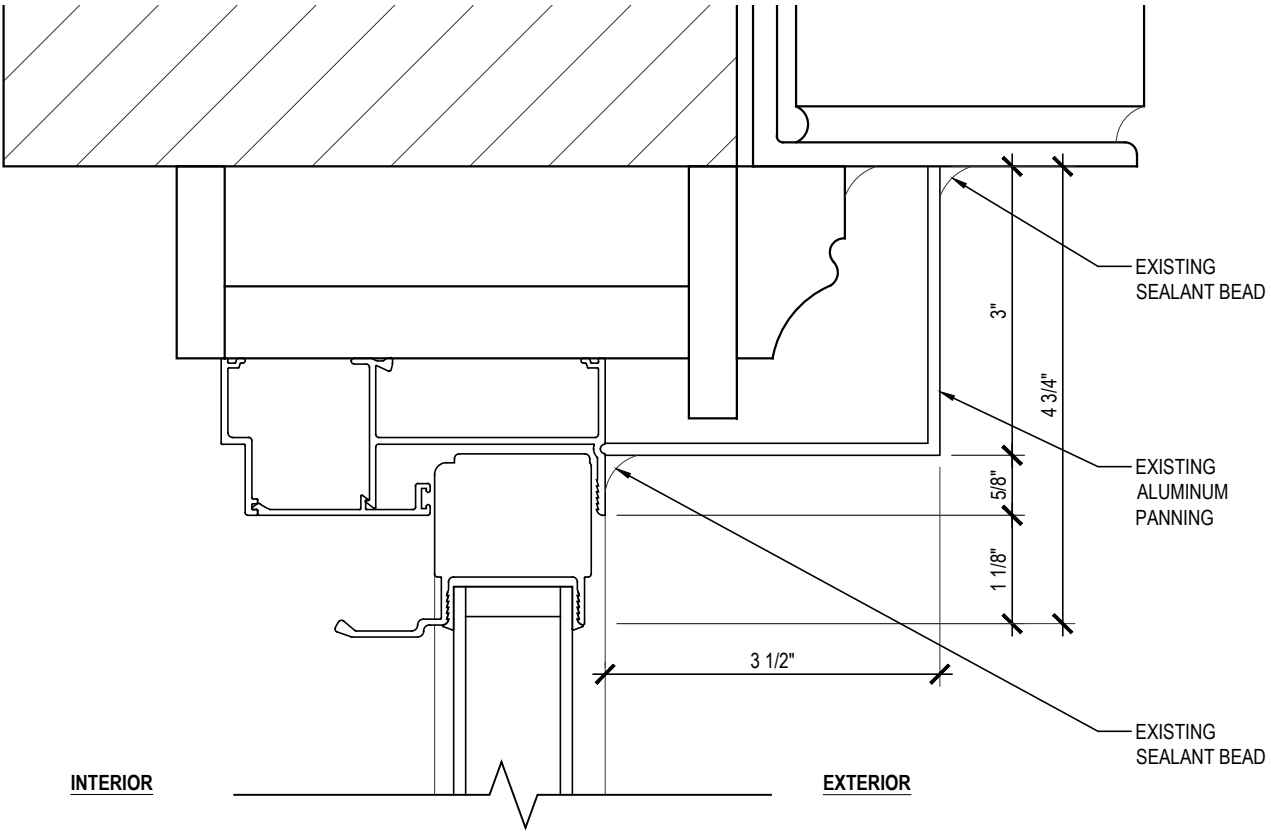
2	9/23/21	LPC SUBMISSION REVISION
1	8/20/20	LPC SUBMISSION
NO.	DATE	REVISION DESCRIPTION

WINDOW PROFILE COMPARISONS
FOR PRIMARY FACADES



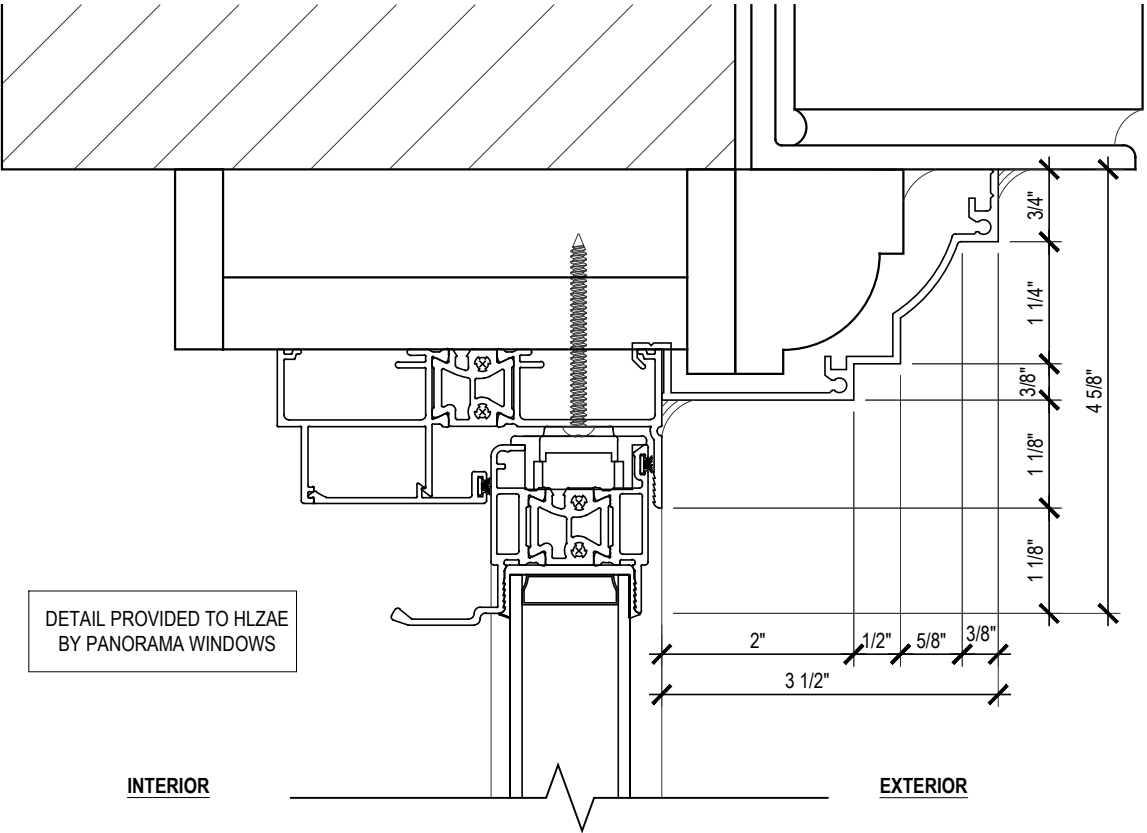
1 HISTORIC BRICKMOLD PROFILE

6" = 1'-0"



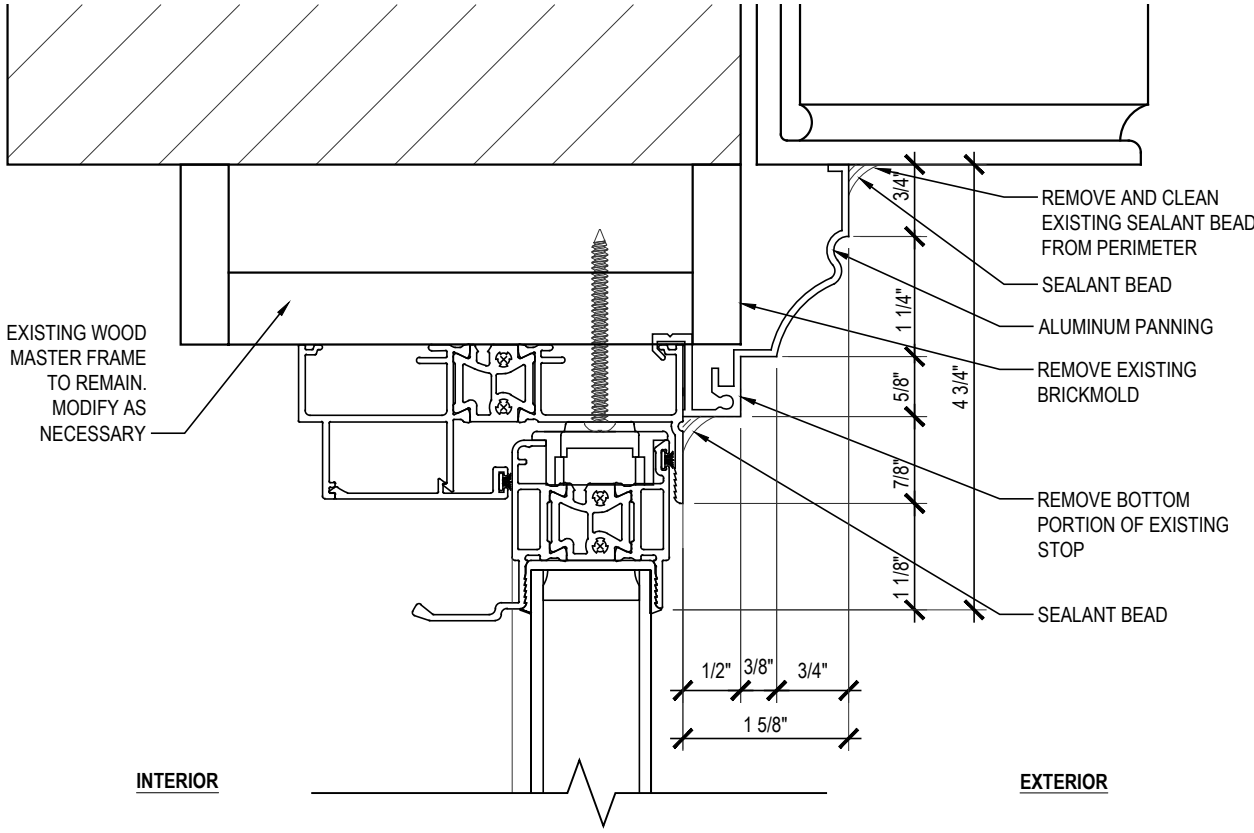
2 TYPICAL EXISTING PANNING PROFILE

6" = 1'-0"



3 PANNING PROFILE APPROVED 2017 - DOCKET # 19-10537

6" = 1'-0"



4 PROPOSED PANNING PROFILE FOR WINDOW MASTER PLAN

6" = 1'-0"

Color Sample

Northwood Brown

1000

Akerman LLP
700+ Lawyers
24 Offices

akerman.com