



**Parks**

# Riverside Park Dinosaur Playground Reconstruction

Located at Riverside Park, along Riverside Drive,  
between W 96th and W 98th Streets in the Borough of Manhattan

Landmarks Preservation Commission Review

November 28, 2023

Stephen Whitehouse, Starr Whitehouse

**Total Budget:** \$8.66m  
Mayor, Eric Adams - \$ 1.0m FY22  
City Council District 6, Gale Brewer - \$5.9m FY23  
FEMA - \$1.76m FY22-23

**Project Size:** 1.10 ac

# Goals

- Preserve the character of the site
- Increase and Diversify Play Opportunities
- Address Drainage Issues
- Improve ADA Access
- Upgrade Site Furniture



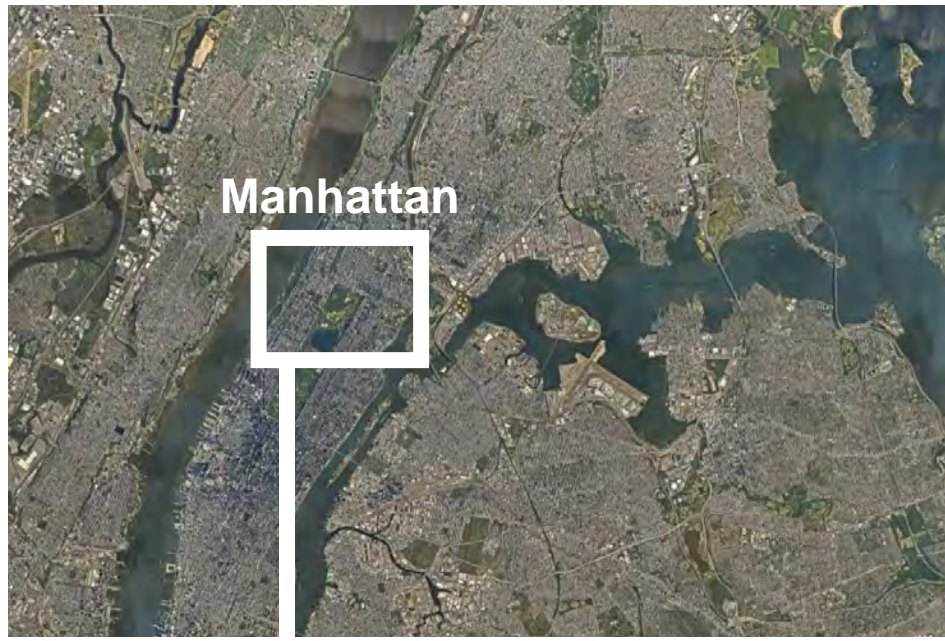
NYC Parks



STARR WHITEHOUSE  
Landscape Architects  
and Planners PLLC

Dinosaur Playground | Project Goals





Manhattan

City 2 MI



Dinosaur Playground

Neighborhood 1000 FT

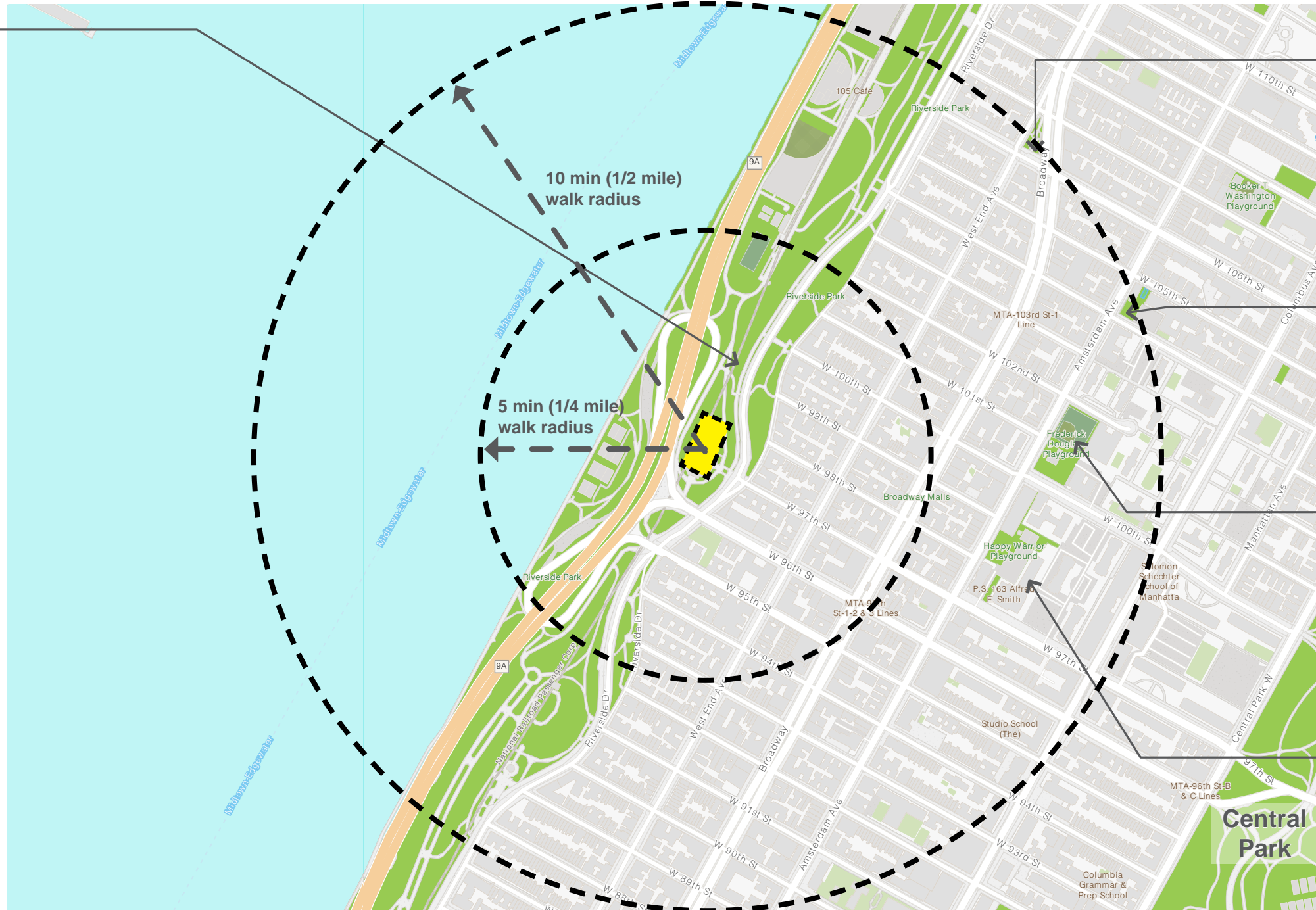


Site

Site 200 FT



- Riverside Park**
- Baseball
- Basketball
- Handball
- Tennis
- Dog Runs
- Food Concession
- Fitness Equipment
- Marina
- Play Equipment
- Public Restrooms
- Spray Shower
- Running Tracks
- Greenway



- Straus Park**
- Seating
- Shade
- Ornamental Plants

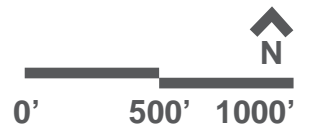
- Bloomingdale Playground**
- Basketball (1)
- Play Equipment
- Public Restrooms
- Spray Shower
- Adult Fitness Equipment

- Frederick Douglass Playground**
- Basketball (1)
- Handball (1)
- Outdoor Pool
- Play Equipment
- Public Restrooms
- Spray Shower

- Happy Warrior Playground**
- Basketball (1)
- Handball (1)
- Play Equipment
- Public Restrooms
- Spray Shower



**Dinosaur Playground | Neighborhood Context**







Sanitary & Topographical Map of the City and Island of New York  
 Depicted Date: 1865



Digital Map of the City and Island of New York  
 Depicted Date: 2023





View from of Steps and Pergola at 96th Street, ca. 1906



Bird's Eye View Facing North from 98th Street, ca. 1911



NYC Parks



STARR WHITEHOUSE  
Landscape Architects  
and Planners PLLC


Dinosaur Playground | Historical Photos of Riverside Drive Entrance at 97th St





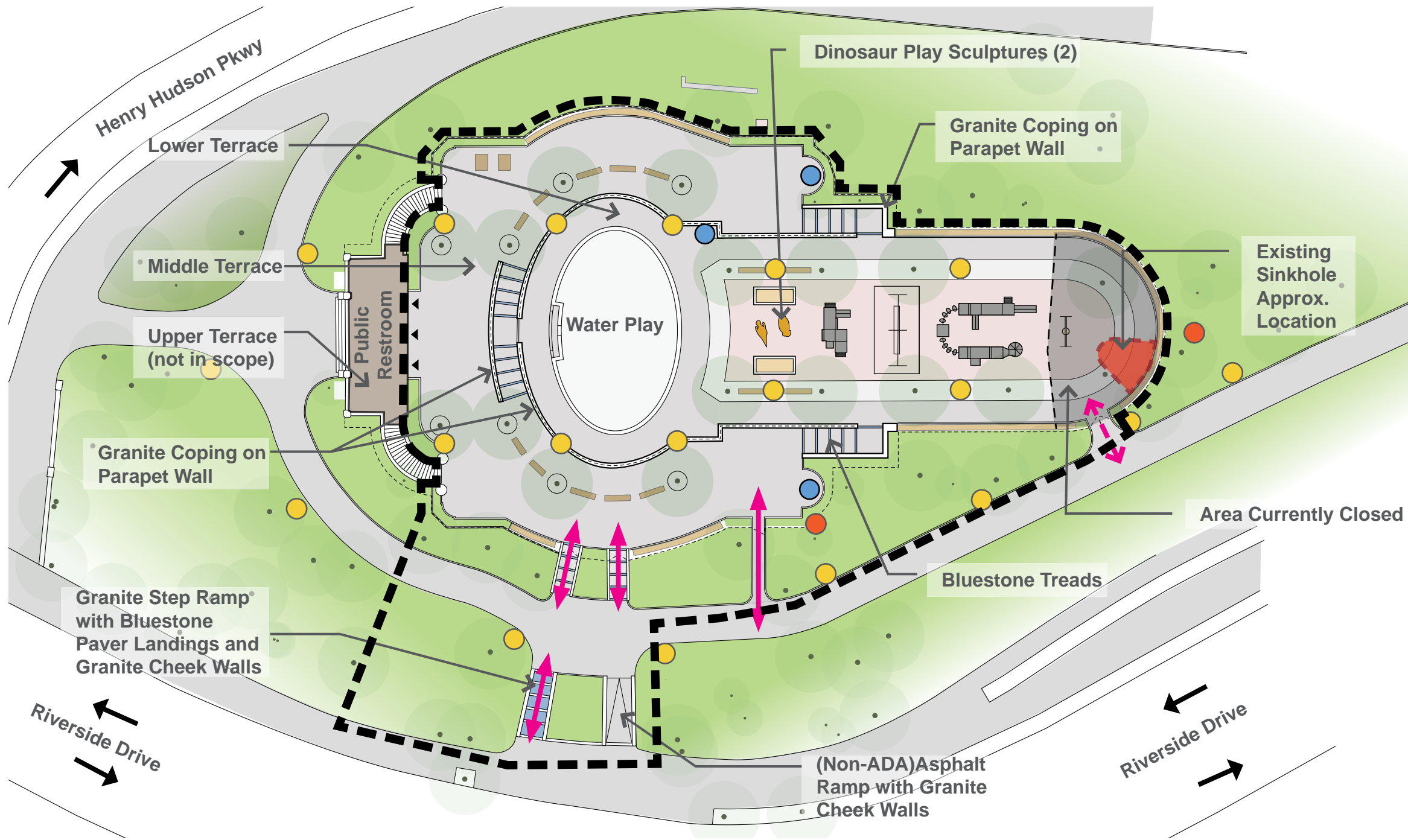
# Historic Preservation





# Historic Preservation





### Legend

- Project Limit
- Park Entrance
- Existing Fence / Railing
- Safety Surface
- Building or Structure
- Asphalt Pavement
- Concrete Pavement
- Bluestone Pavers or Treads
- Tree
- Parks Lightpole
- Parks Sports Lightpole
- Drinking Fountain
- Traffic

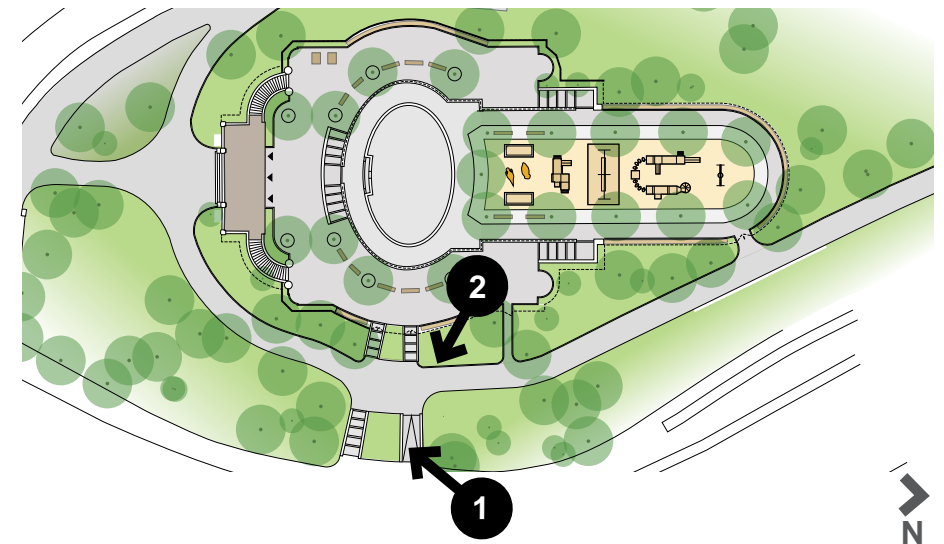




1 - View of the Main Entrance to the Park from Riverside Drive



2 - View of the Entrances from the Playground



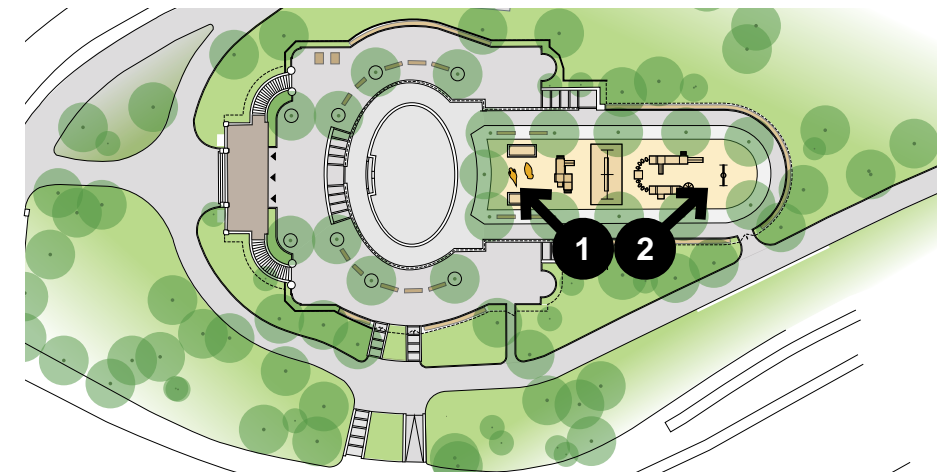




1 - Dinosaur Play Sculptures and Sand Boxes



2 - Existing 5-12 Play Equipment








1 - 8FT HT Combined Swings and 2-5 Play Equipment (Background)



2 - View for Play Areas



NYC Parks



STARR WHITEHOUSE  
Landscape Architects  
and Planners PLLC

## Dinosaur Playground | Site Photos



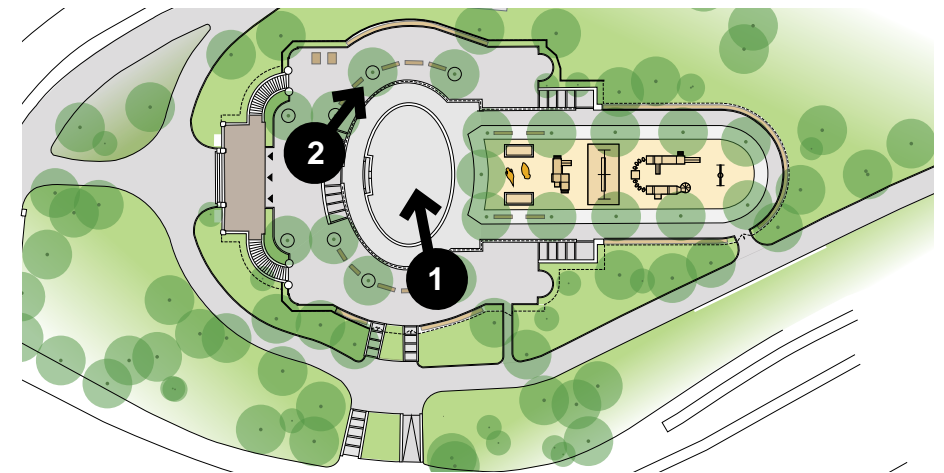




1 - Existing Water Play Area



2 - Seating at Middle Terrace



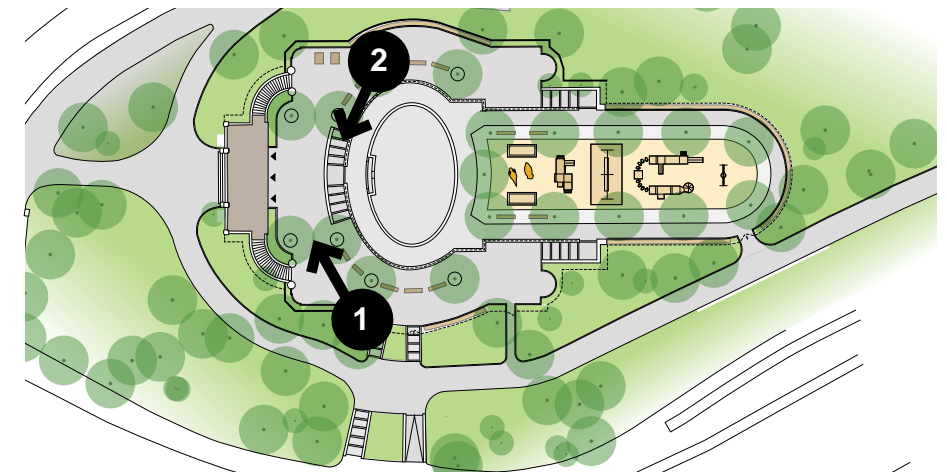




**1 - Existing Public Restroom and Steps**  
Not in Scope



**2 - View of Ramp Steps with Bluestone Treads, Granite Stone Coping and Railing**



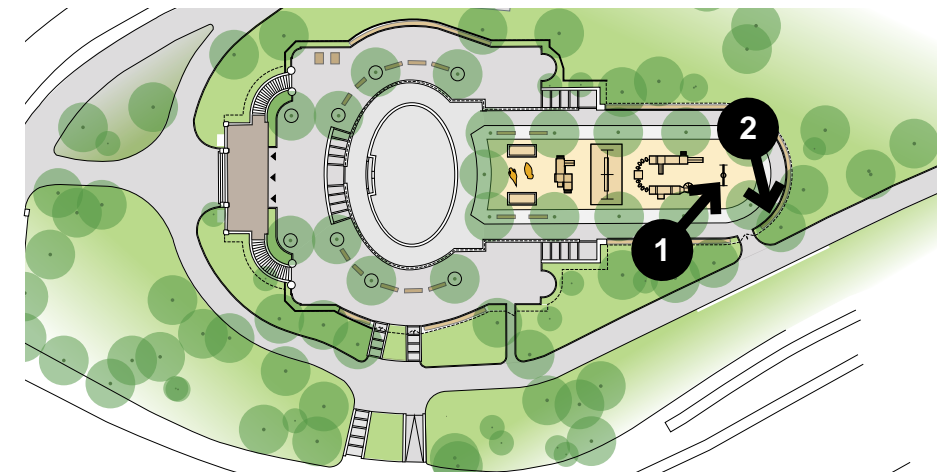




1 - Existing defunct gymnastic hoops in the area of sinkhole  
Area Currently Closed



2 - Existing Sinkhole at North Side of Playground



NYC Parks



STARR WHITEHOUSE  
Landscape Architects  
and Planners PLLC

## Dinosaur Playground | Site Photos

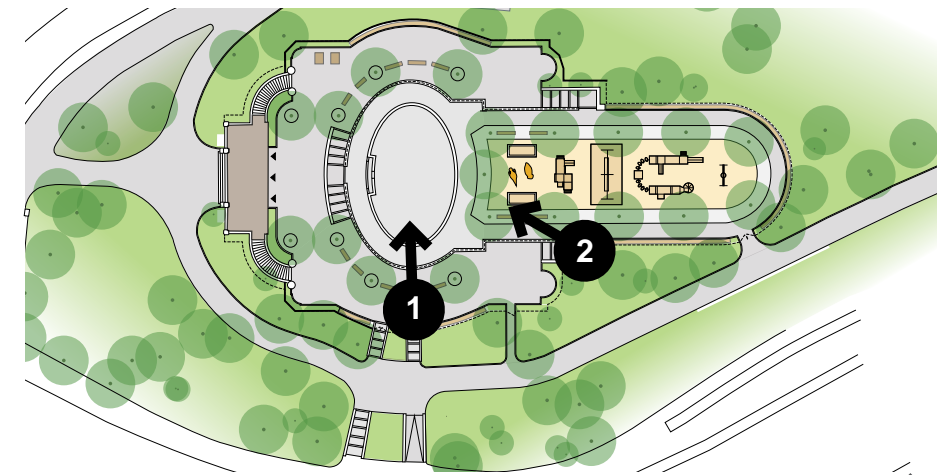




1 - Extreme Flooding at Middle Terrace Seating Area



2 - Extreme Flooding at Water Play and Play Areas at Lower Level








1 - Extreme Flooding at Sand Box and Dino Play Area



2 - Extreme Flooding at Lower Play Area



NYC Parks



STARR WHITEHOUSE  
Landscape Architects  
and Planners PLLC

## Dinosaur Playground | Site Photos



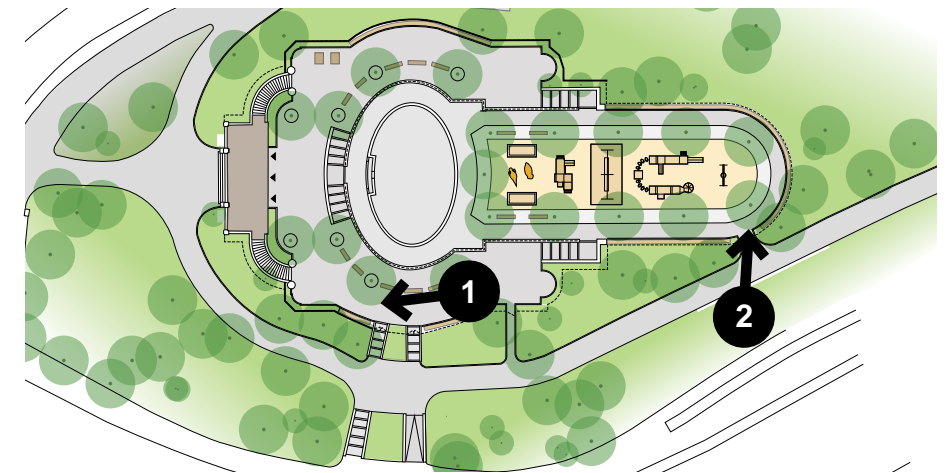




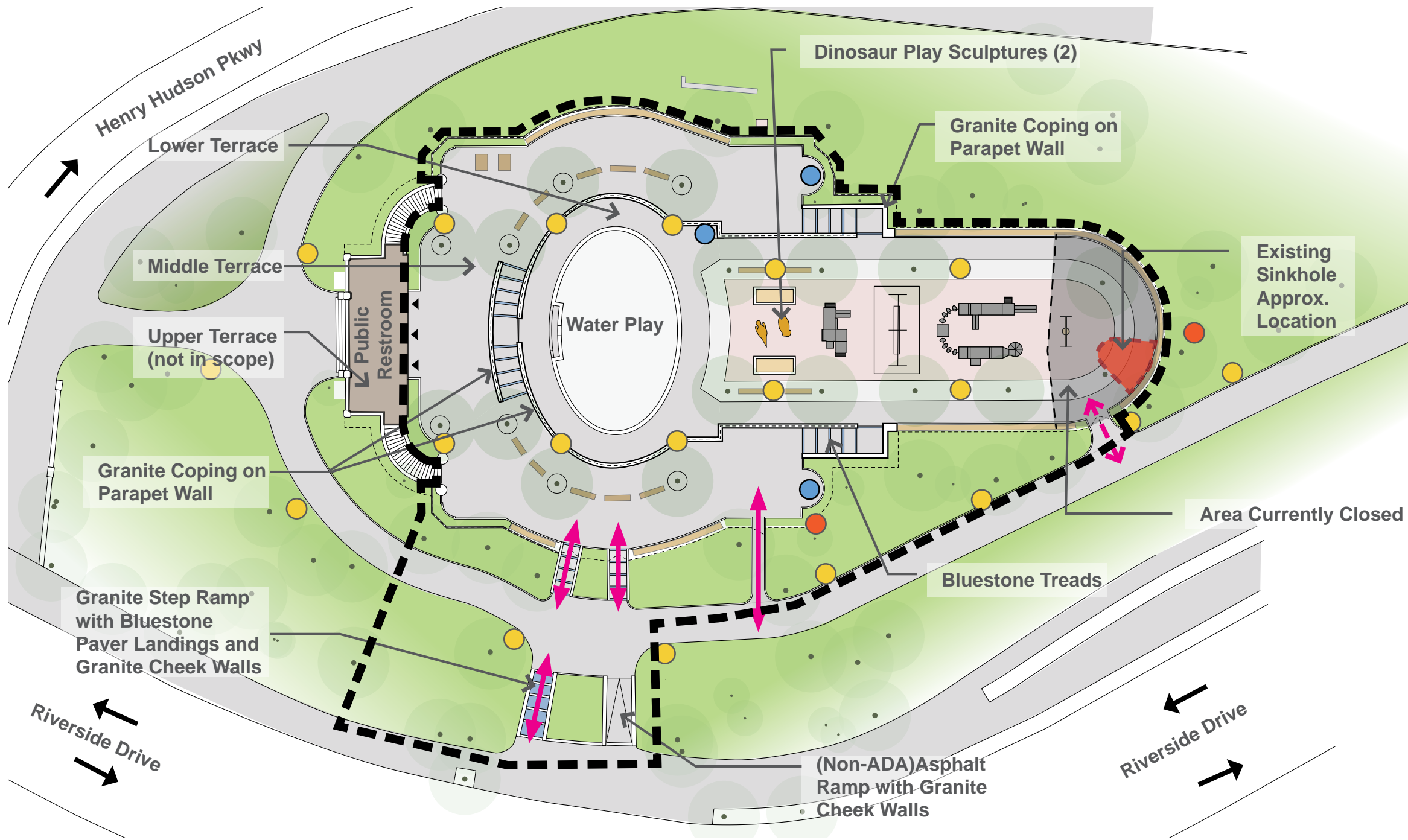
1 - Typical Flooding at Middle Terrace Entrance



2 - Extreme Flooding within Playground and Typical Flooding at North Entrance



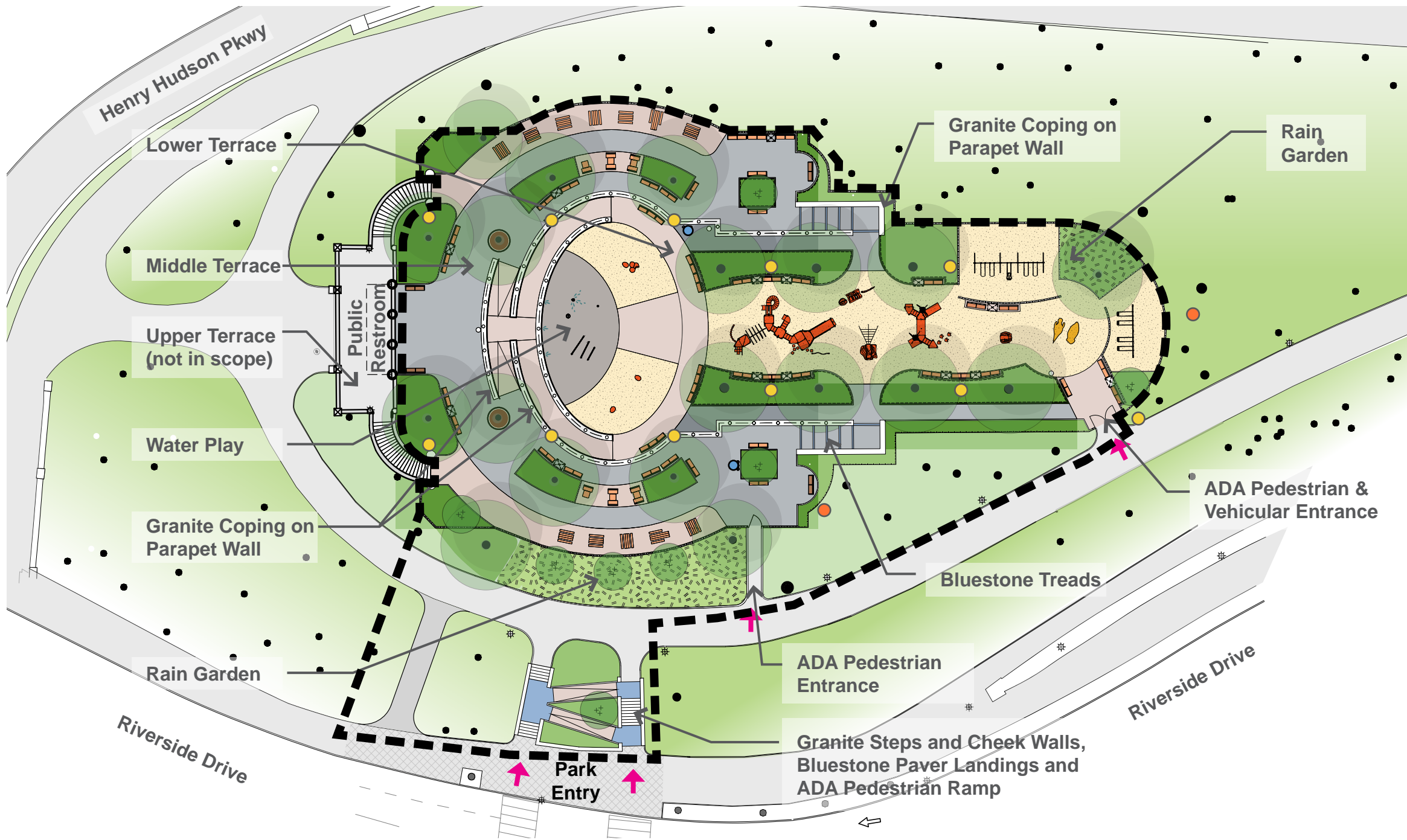




### Legend

- Project Limit
- ↔** Park Entrance
- - -** Existing Fence / Railing
- Safety Surface
- Building or Structure
- Asphalt Pavement
- Concrete Pavement
- Bluestone Pavers or Treads
- Tree
- Parks Lightpole
- Parks Sports Lightpole
- Drinking Fountain
- ←** Traffic



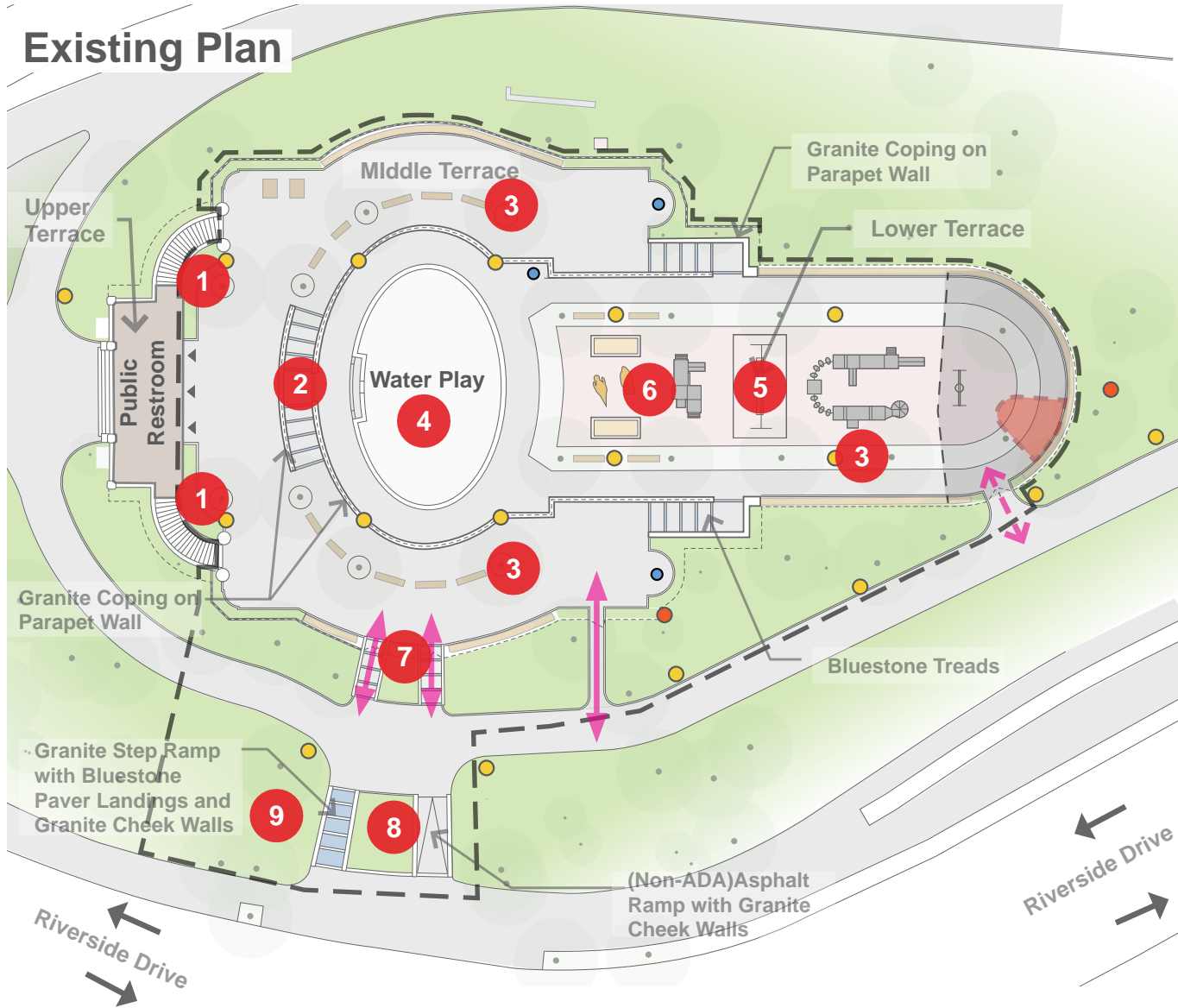


### Legend

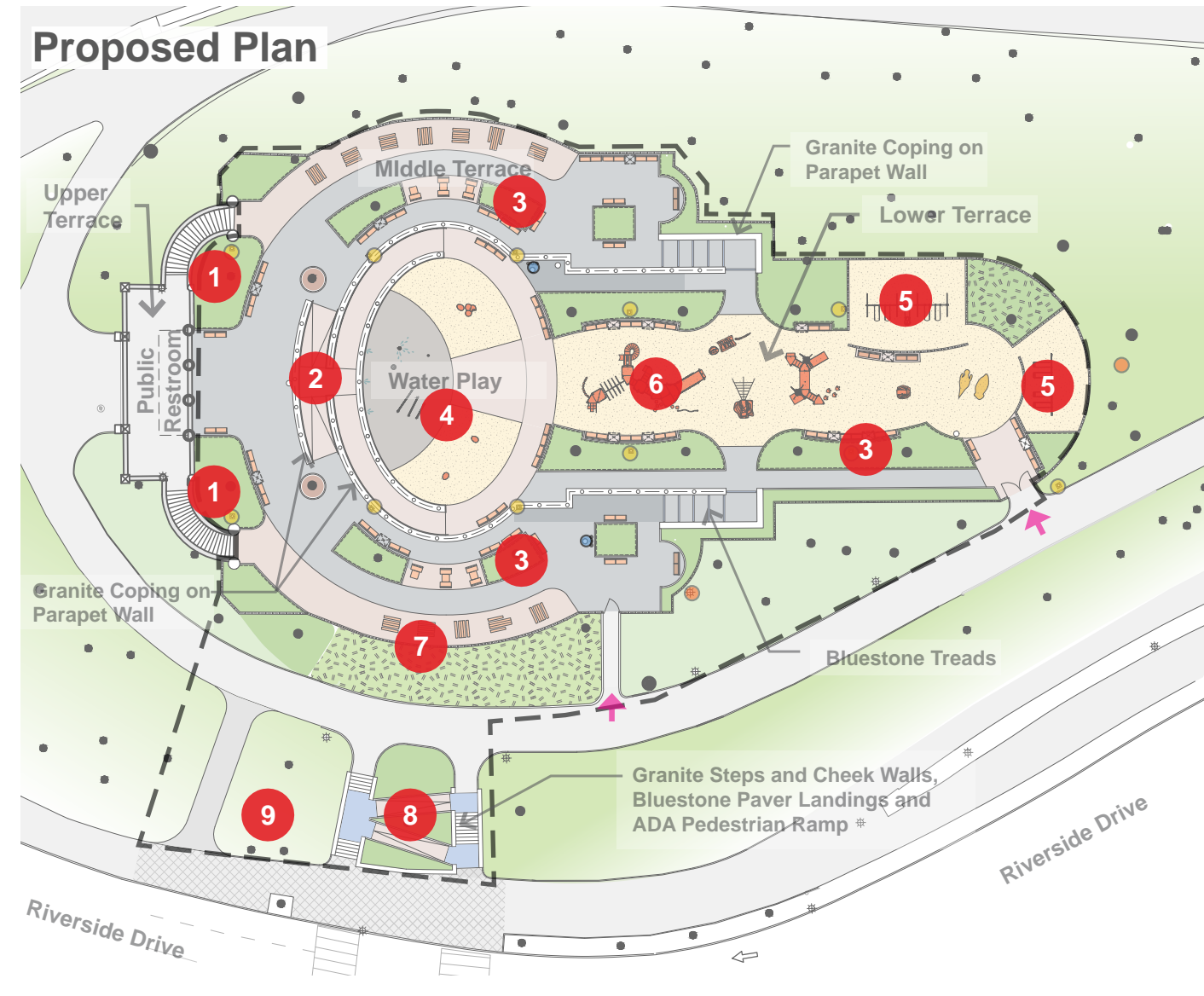
- Project Limit
- Park Entrance
- Existing Tree
- Proposed Tree
- Existing Asphalt Pavement
- Asphalt Pavement
- Concrete Pavement
- Colored Concrete
- Asphalt Block Hex Pavers
- Bluestone Pavers or Treads
- Safety Surface
- Planted Beds
- Rain Garden
- Parks Security Lighting
- Parks Sports Lighting
- Drinking Fountain or Bottle Filler



# Existing Plan



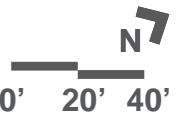
# Proposed Plan



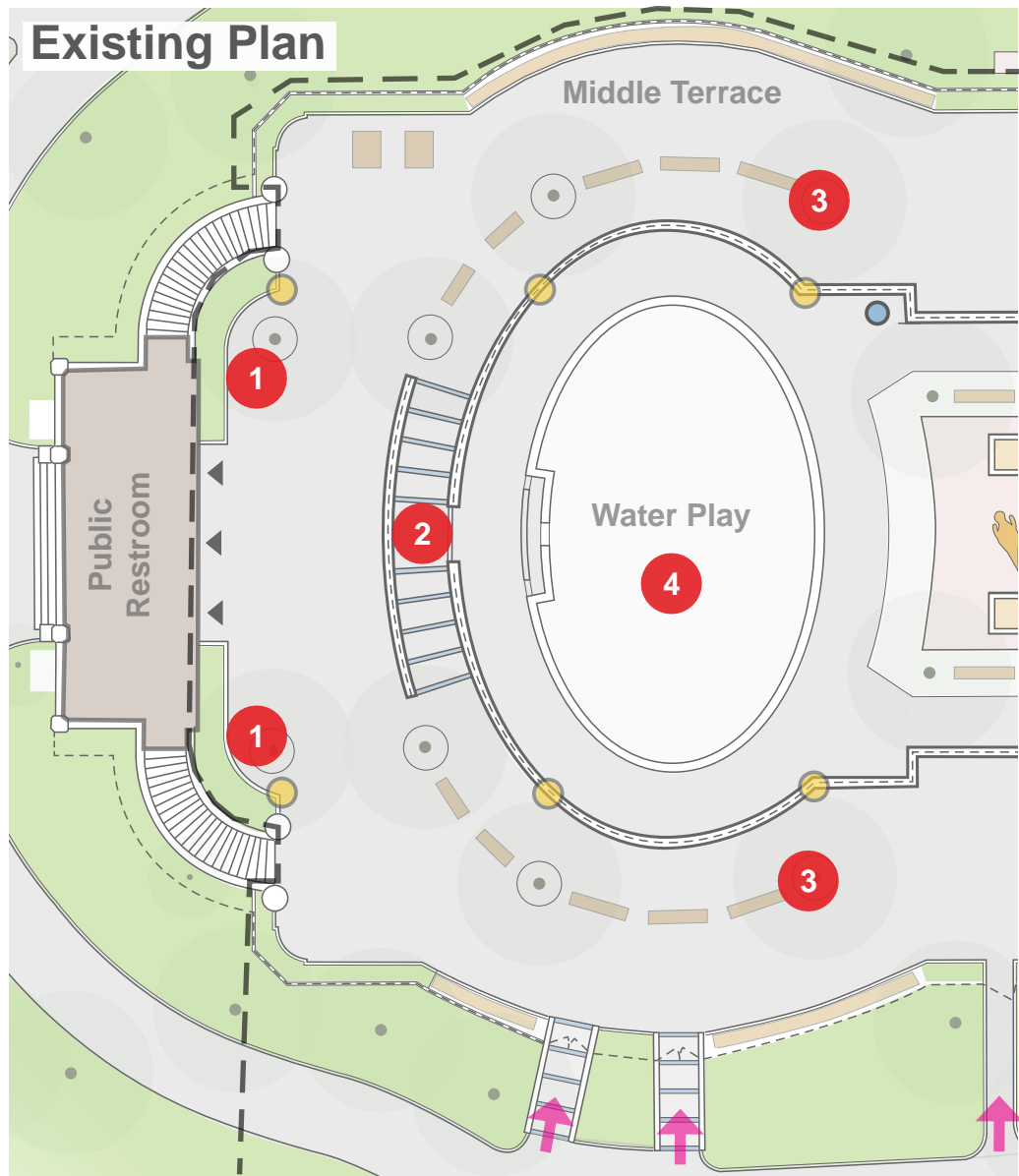
- Legend**
- Project Limit:** Dashed black line
  - Area of Focus:** Red circle with #
  - Park Entrance:** Pink arrow
  - Existing Tree:** Green circle with dot
  - Proposed Tree:** Green circle with cross
  - Existing Concrete:** White square
  - Existing Asphalt Pavement:** Light grey square
  - Asphalt Pavement:** Dark grey square
  - Colored Concrete:** Brown square
  - Concrete Pavement:** Light pink square
  - Asphalt Block Hex Pavers:** Grey square with cross-hatch
  - Bluestone Pavers or Treads:** Blue square with diagonal lines
  - Safety Surface:** Yellow square with dots
  - Planted Beds:** Green square with diagonal lines
  - Rain Garden:** Green square with vertical lines
  - Parks Security Lighting:** Yellow circle
  - Parks Sports Lighting:** Orange circle
  - Drinking Fountain or Bottle Filler:** Blue circle



## Dinosaur Playground | Overall Existing and Proposed Side-by-Side Comparison

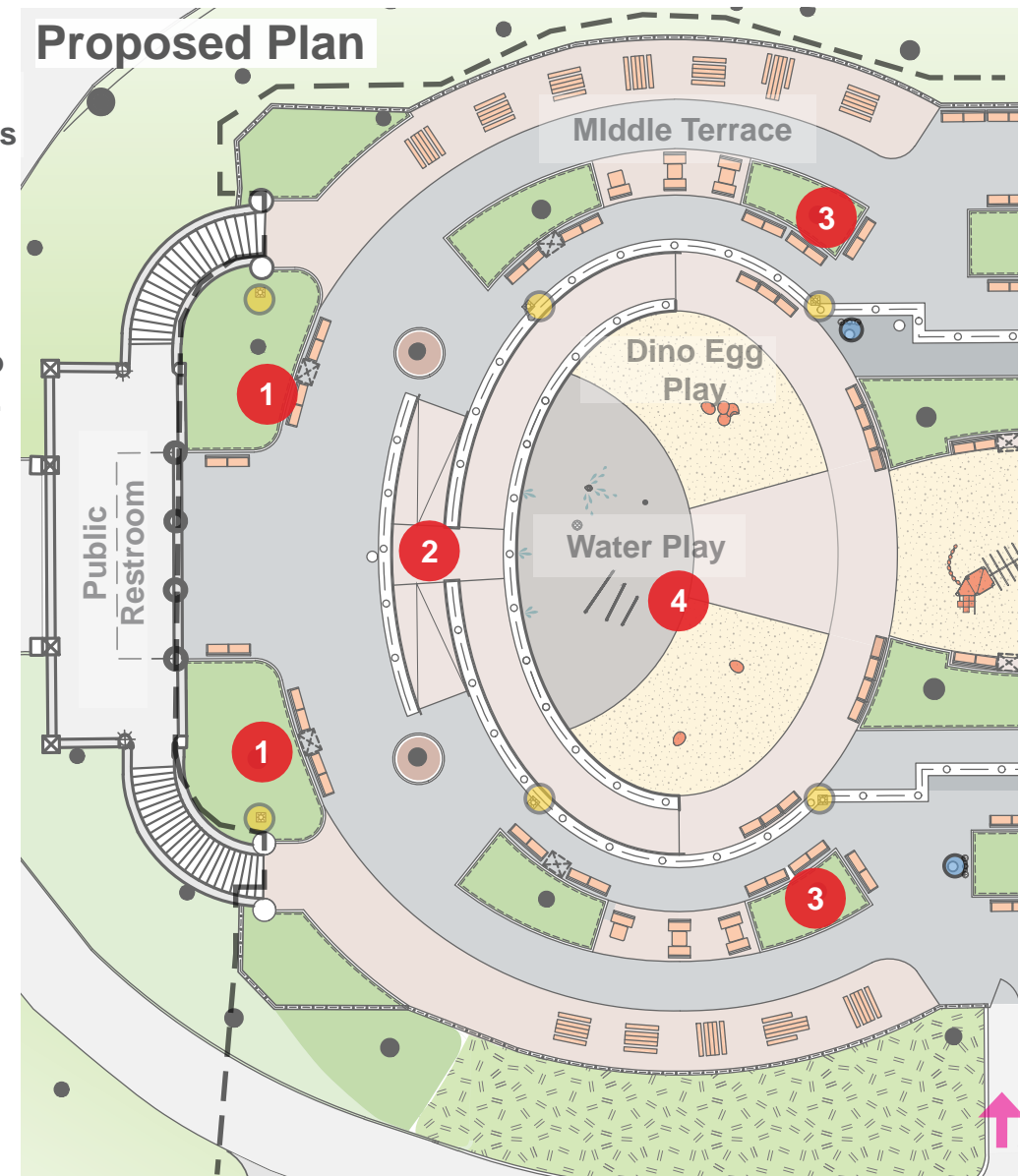






### Existing Plan

- 1 Existing planting granite curbs at building entry to be removed, both sides
- 2 Existing Bluestone Risers at central ramp steps to be removed
- Existing Parapet Wall to be repaired and remain. Existing Stone Coping to remain
- 3 Existing tree pits to be enlarged
- 4 Existing Concrete Seat Wall to be removed



### Proposed Plan

- 1 Enlarged Planter with Granite Curb, both sides
- 2 New Central Concrete Ramps
- Existing Parapet Wall to be repaired and remain. Existing Stone Coping to remain
- 3 Larger Tree Planters, typ.
- 4 New Concrete Wall for Ramp

**Legend**

--- Project Limit	● Existing Tree	□ Existing Asphalt Pavement	□ Concrete Pavement	● Parks Security Lighting
# Area of Focus	● Proposed Tree	□ Asphalt Pavement	□ Asphalt Block Hex Pavers	● Parks Sports Lighting
← Park Entrance	□ Existing Concrete	□ Colored Concrete	□ Bluestone Pavers or Treads	● Drinking Fountain or Bottle Filler
			□ Safety Surface	
			□ Planted Beds	
			□ Rain Garden	





View North facing the Water Play



View South facing the Playground


**Legend**



Asphalt




Colored Concrete



Concrete



Safety Surface



White Concrete  
Wall & Coping



Metal Fence



Wicket Fence



NYC Parks



**STARR WHITEHOUSE**  
Landscape Architects  
and Planners PLLC

**Dinosaur Playground | Perspectives - Proposed Fence, Ramp, and Walkway at Existing Parapet Walls**





Existing Southern View



Proposed Southern View

## Legend

..... Proposed Ramp      — Granite Coping



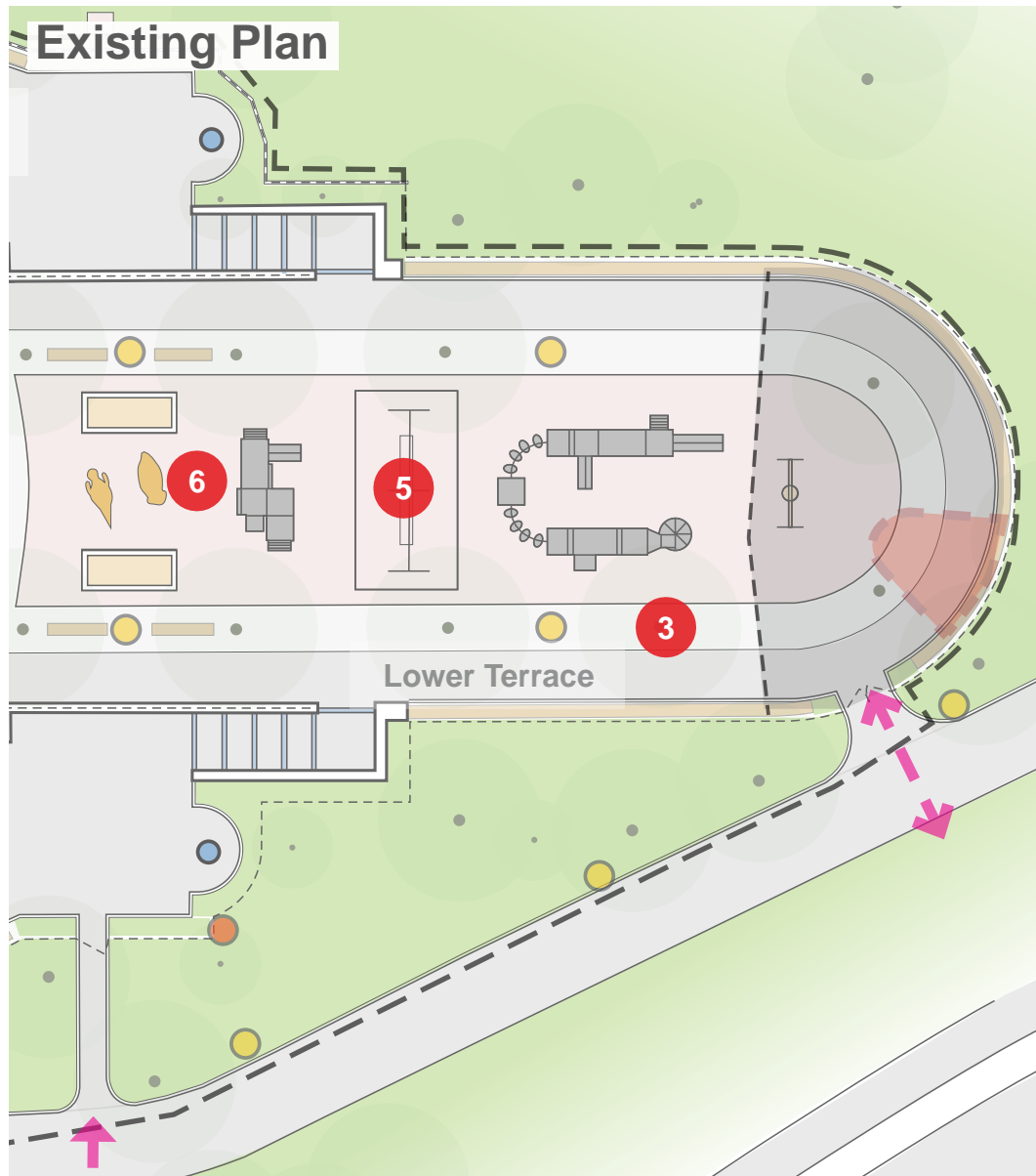
NYC Parks



STARR WHITEHOUSE  
Landscape Architects  
and Planners PLLC

## Dinosaur Playground | Perspectives - Side-by-Side Comparison





**Legend**

--- Project Limit	● Existing Tree	□ Existing Asphalt Pavement	□ Concrete Pavement	● Parks Security Lighting
# Area of Focus	●+ Proposed Tree	□ Asphalt Pavement	□ Asphalt Block Hex Pavers	● Parks Sports Lighting
← Park Entrance	□ Existing Concrete	□ Colored Concrete	□ Bluestone Pavers or Treads	● Drinking Fountain or Bottle Filler
			□ Safety Surface	
			□ Planted Beds	
			□ Rain Garden	



- 7 Existing Bluestone Steps and cheekwalls to be removed
- 8 Existing Bluestone Pavers at Landings to be removed and salvaged
- Existing Granite Steps to be removed and salvaged
- Existing Granite Curbs to be removed at steps and ramp
- Existing Asphalt Hex Pavers to remain
- Remove Existing Asphalt Hex Pavers at Entry
- 9 Lawn and trees with no path

**Legend**

- Project Limit
- # Area of Focus
- ← Park Entrance

- Existing Tree
- ⊕ Proposed Tree
- Existing Concrete

- Existing Asphalt Pavement
- Asphalt Pavement
- Colored Concrete

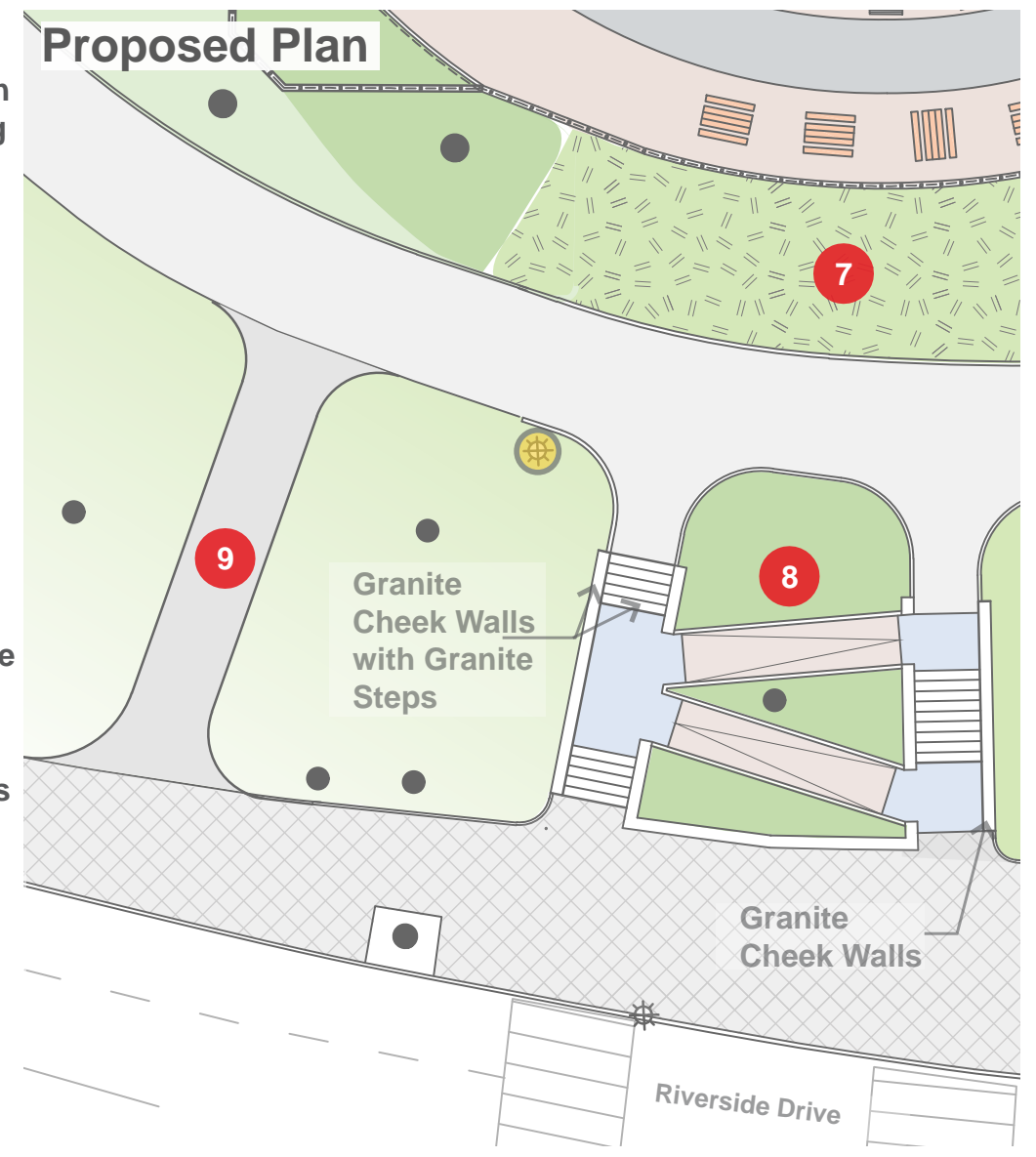
- Concrete Pavement
- Asphalt Block Hex Pavers
- Bluestone Pavers or Treads

- Safety Surface
- Planted Beds
- Rain Garden

- Parks Security Lighting
- Parks Sports Lighting
- Drinking Fountain or Bottle Filler



- 7 New Perimeter Fence on New Concrete Retaining Curb at Removed Steps
- 8 New Accessible Ramps
- New Granite Curbs at Steps and Planting Bed
- New Bluestone Paver Landings
- New or Salvaged Granite Steps
- New Asphalt Hex Pavers at Entry
- 9 New asphalt path for maintenance vehicles



## Dinosaur Playground | Enlargement Plans - Riverside Drive Entrance







View West from Riverside Drive



View East towards Riverside Drive


**Legend**



Asphalt



Hex Pavers




Bluestone Pavers




Concrete



Granite Steps, Curbs and Cheek Walls



Handrailing



Metal Fence



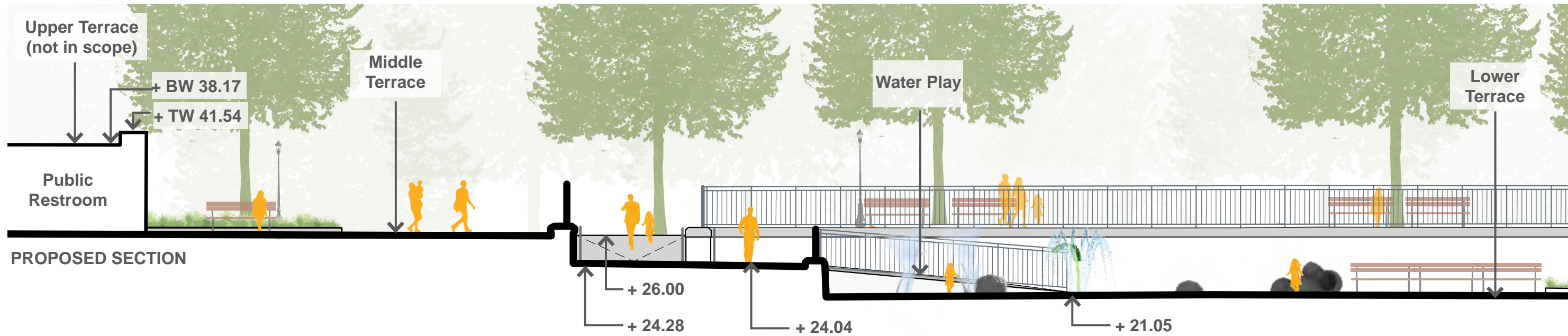
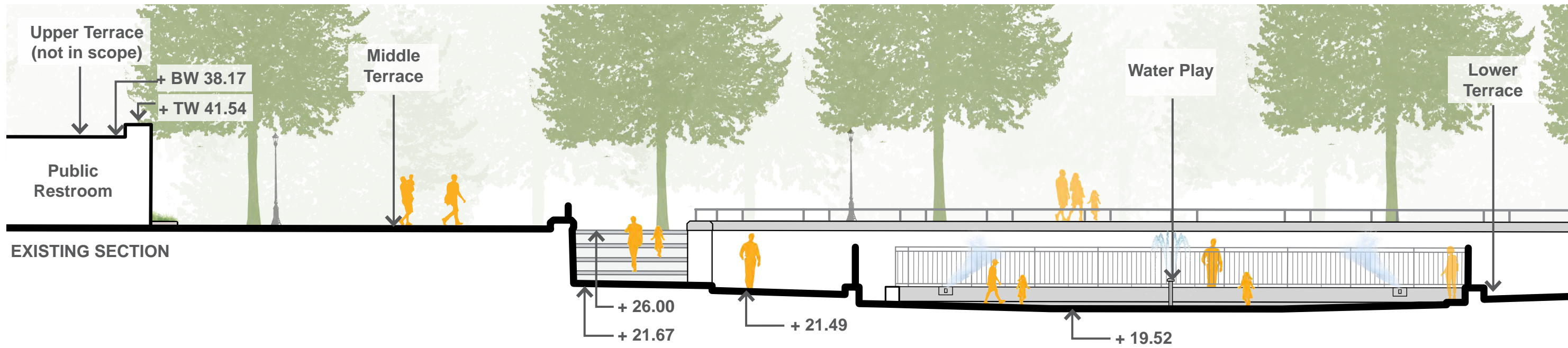
NYC Parks



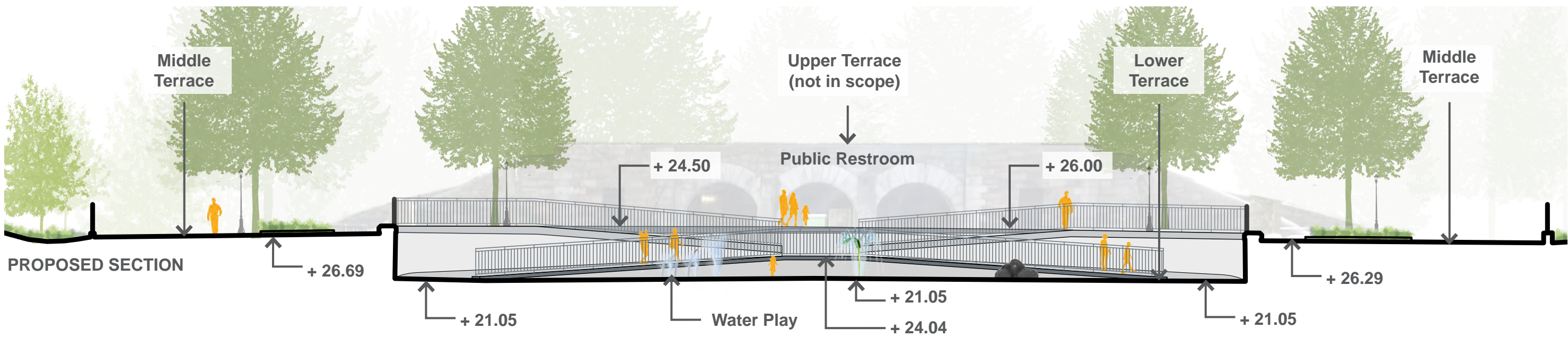
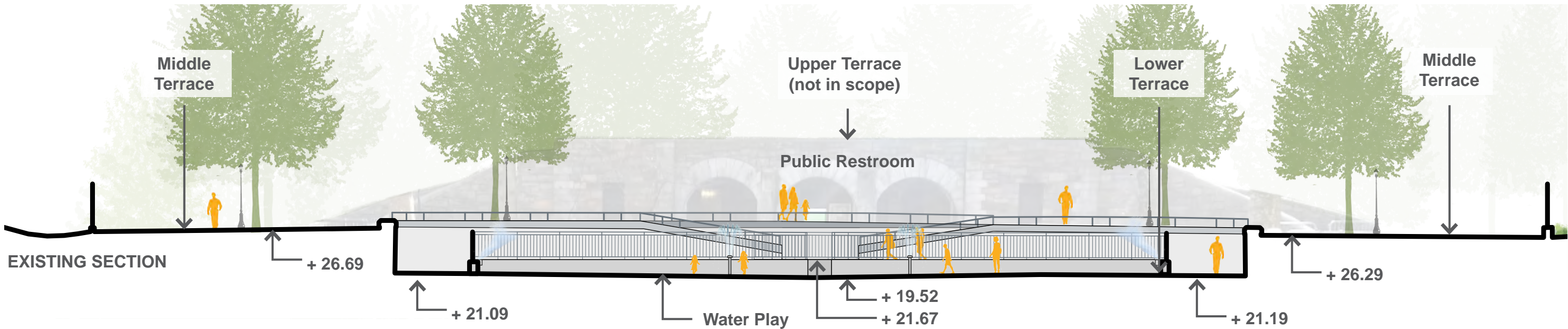
**STARR WHITEHOUSE**  
Landscape Architects  
and Planners PLLC

**Dinosaur Playground | Perspectives - Proposed Riverside Drive Stairs and Ramps**













NYC Parks



STARR WHITEHOUSE  
Landscape Architects  
and Planners PLLC

## Dinosaur Playground | Rendering





NYC Parks



STARR WHITEHOUSE  
Landscape Architects  
and Planners PLLC

## Dinosaur Playground | Rendering





STARR WHITEHOUSE  
Landscape Architects  
and Planners PLLC

## Dinosaur Playground | Rendering









1939 World's Fair Bench with Kebony Wood Slats



Concrete Game Table with Steel Post and 1939 World's Fair Benches



Wooden Picnic Tables, Accessible and Regular



Finish of Picnic Tables and Benches, TYP. Wood Slats: Kebonized Radiata Pine



Type B Pole With Riverside Luminaire



Bottle Filler  
Color: Black



Drinking Fountain- Type "E" HI-LO  
Color: Black



Trash Receptacle, Big Belly



NYC Parks



STARR WHITEHOUSE  
Landscape Architects  
and Planners PLLC

Dinosaur Playground | Site Materials





**Asphalt Block Hex Pavers to match Existing at Riverside Drive**



**Asphalt Pavement**



**Colored Concrete Pavement  
Color: French Gray**



**Natural Concrete**



**Steel Fence, 4ft high at Perimeter, 3ft high at Swings**



**Wicket Steel Fence with Granite Block Edging,  
12in high with 2in reveal**



NYC Parks



**STARR WHITEHOUSE**  
Landscape Architects  
and Planners PLLC

**Dinosaur Playground | Site Materials**

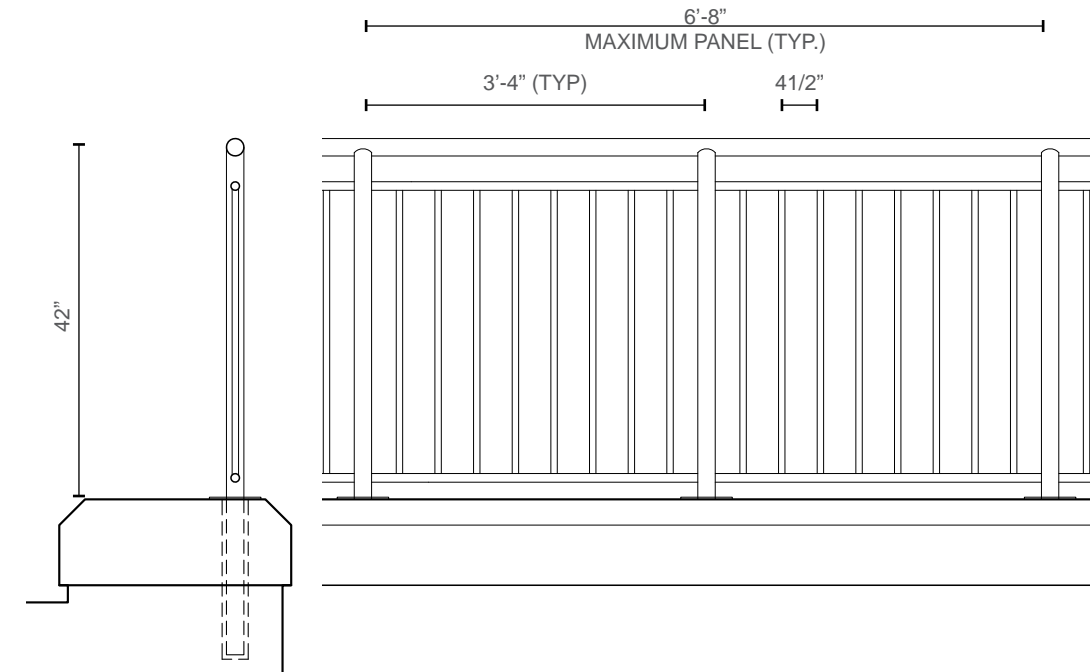




Raise Existing 12" ht Pipe Railing on Existing 12" ht Parapet wall to compliant height



Existing 42" ht Fence on Wall at Water Play Area



New 42" Railing on Existing 12" ht Parapet wall, Single Posts



Replace Granite Curb, Bluestone Paver Landings and Granite Stair Treads at Riverside Dr Entry

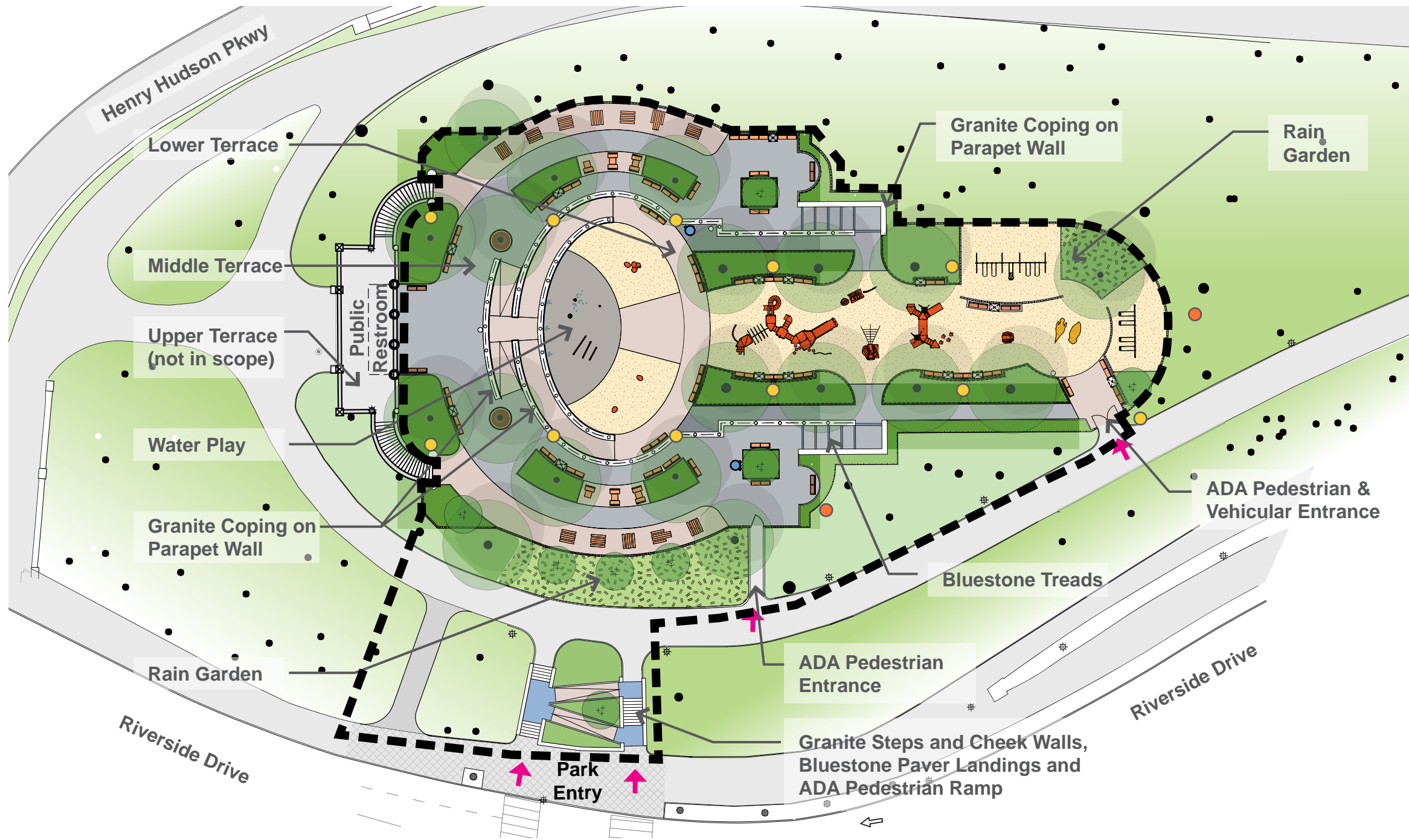


Replace-in-Kind Wall Coping as required



Sand Texture in a Medium Density Appearance, Painted White, For Inner Face of New and Parapet Wall





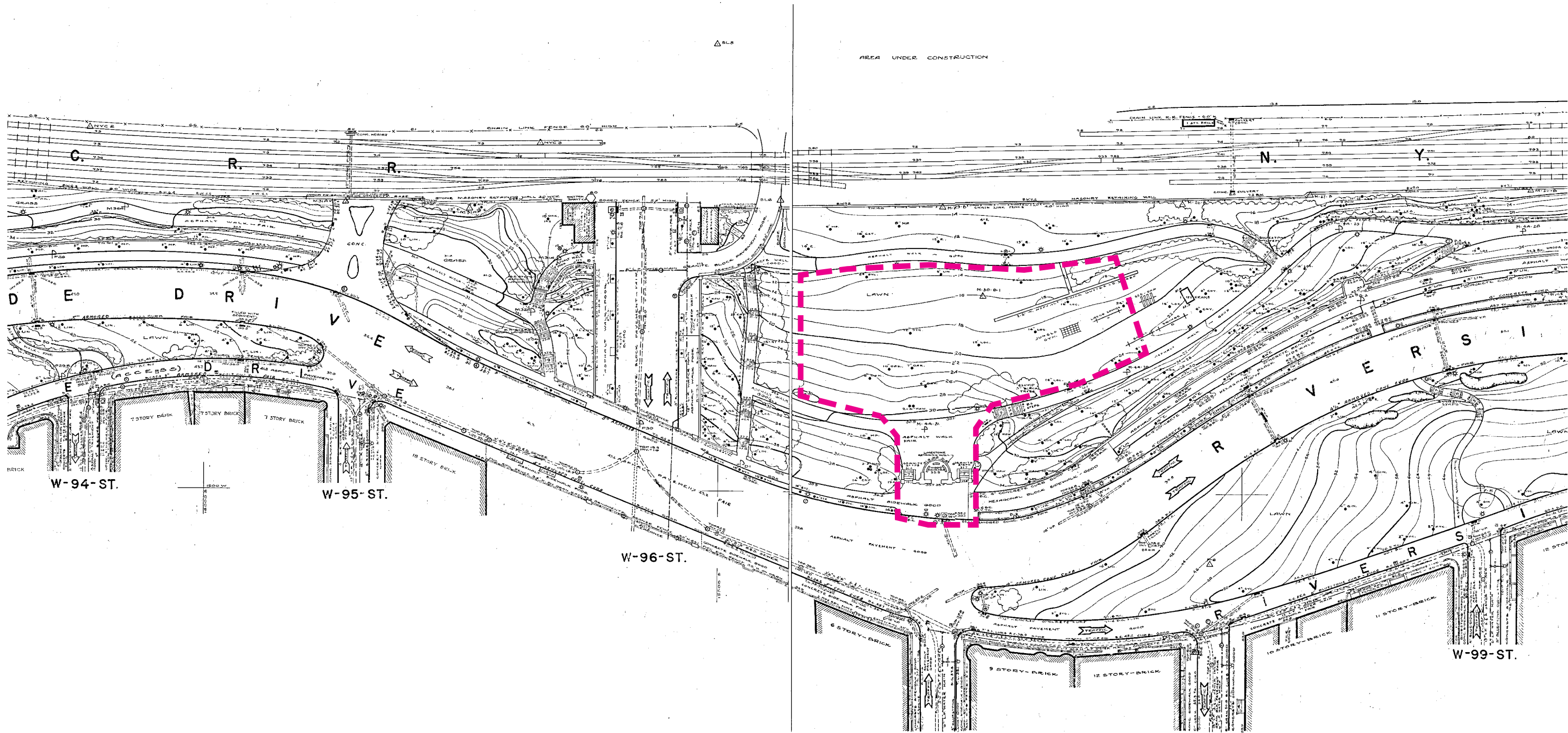
### Legend

- Project Limit
- Park Entrance
- Existing Tree
- Proposed Tree
- Existing Asphalt Pavement
- Asphalt Pavement
- Concrete Pavement
- Colored Concrete
- Asphalt Block Hex Pavers
- Bluestone Pavers or Treads
- Safety Surface
- Planted Beds
- Rain Garden
- Parks Security Lighting
- Parks Sports Lighting
- Drinking Fountain or Bottle Filler



# APPENDIX





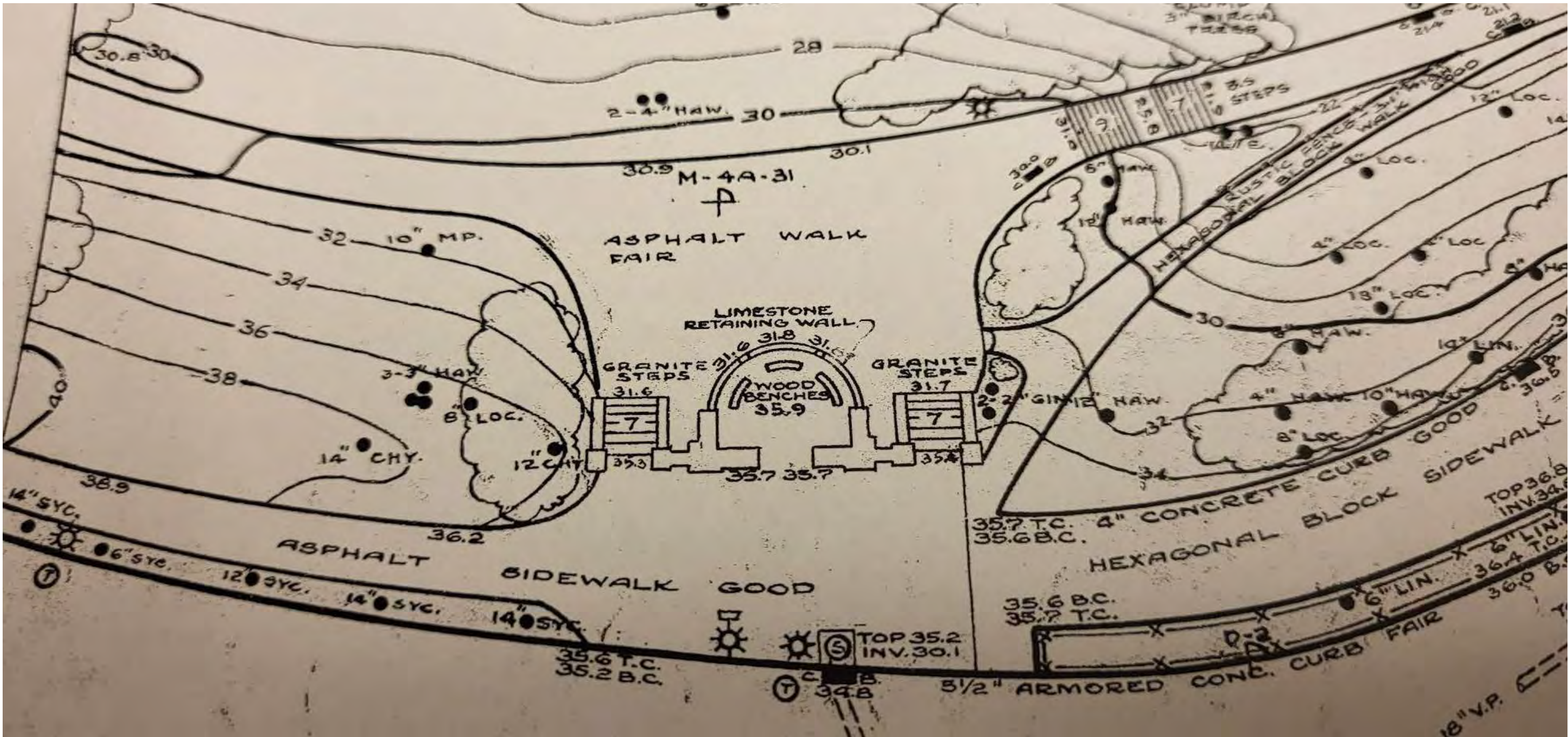
NYC Parks



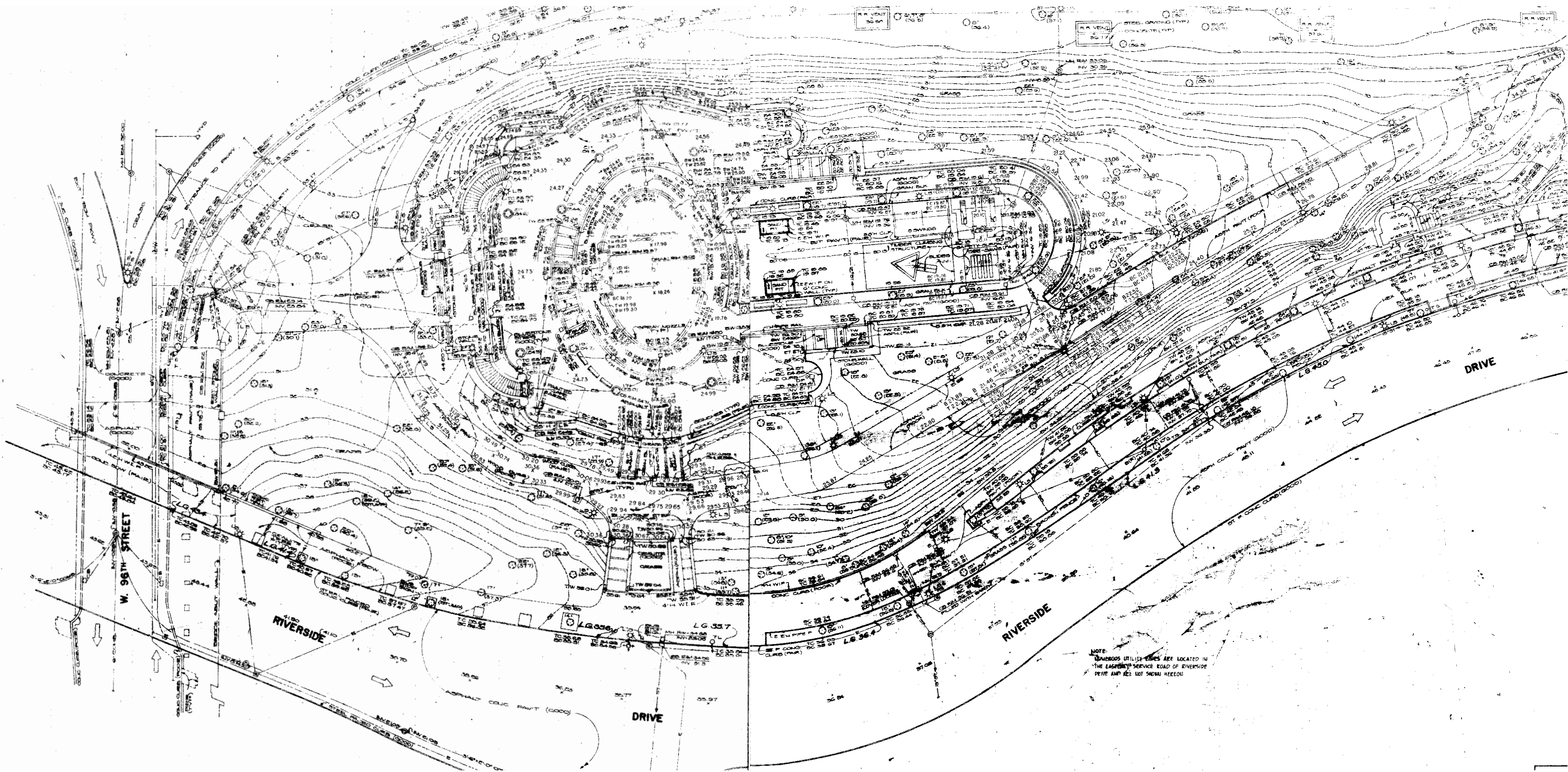
STARR WHITEHOUSE  
Landscape Architects  
and Planners PLLC

# Dinosaur Playground | 1935 Survey







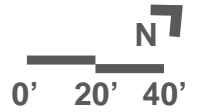


NYC Parks



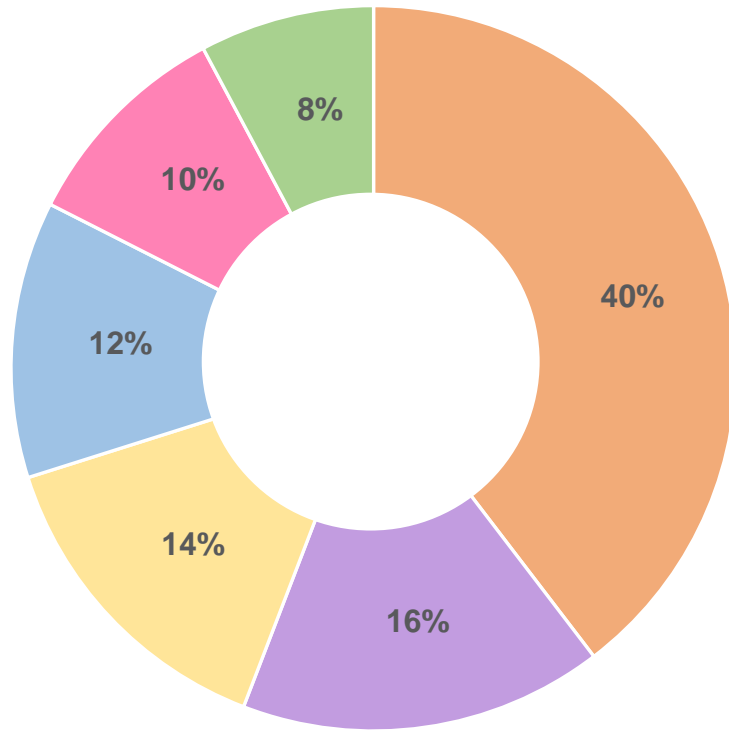
STARR WHITEHOUSE  
Landscape Architects  
and Planners PLLC

# Dinosaur Playground | 1990 Survey





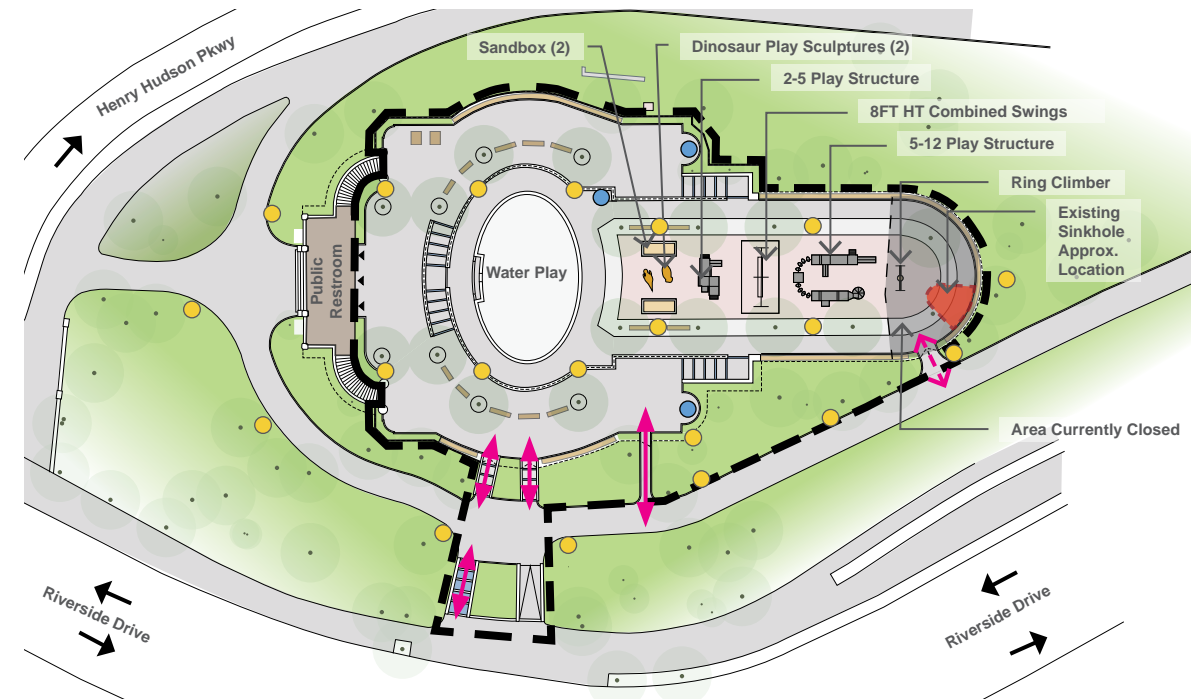
# What We Heard:



**40 community members** and elected officials including Council Member Gale Brewer attended the virtual public meeting on June 12th 2023

**167 comments were collected** from the meeting and online survey that lasted three weeks for anyone wanting to share their ideas.

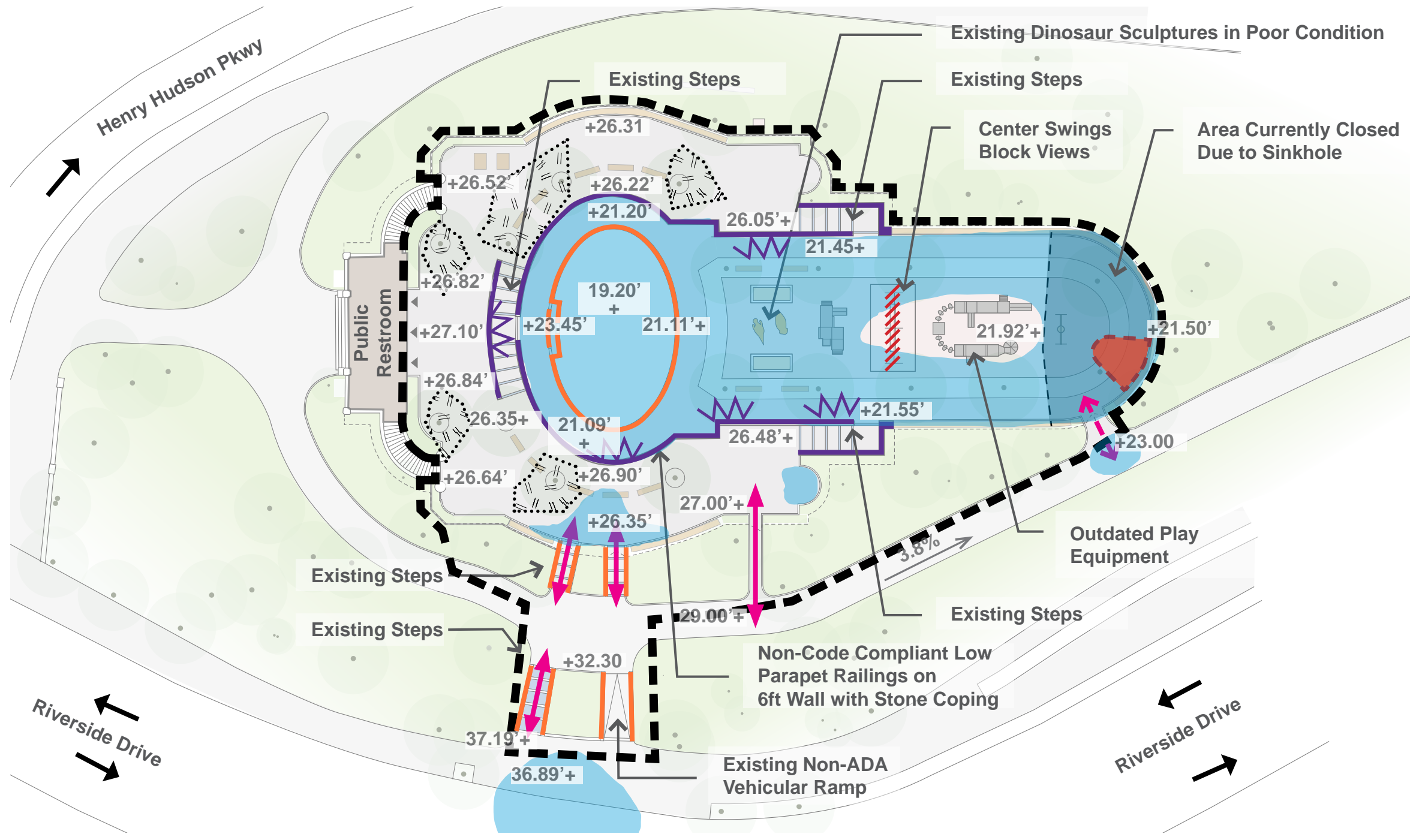
**All comments were reviewed and tallied** a summary of our findings based upon public outreach are shown in order of community importance



The Input Meeting was held via Zoom on June 12th, 2023

Play Space	Security / Safety / Maintenance	Amenities	Water Play	Entrance / Access	Natural features		
<ul style="list-style-type: none"> <li>Swings</li> <li>Tot Play</li> <li>Separate Age Group Play</li> <li>Climbing</li> <li>Dinosaur Themed</li> </ul>	<ul style="list-style-type: none"> <li>Multi-Level Play</li> <li>Sandbox</li> <li>Nature Play</li> <li>Activate Middle Terrace</li> <li>New Play Structures</li> </ul>	<ul style="list-style-type: none"> <li>Low Fence on Wall is a Fall Risk</li> <li>General Maintenance</li> <li>General Security/Safety</li> <li>Fix Sinkhole</li> <li>Trash Bins</li> <li>Improve Sightlines</li> </ul>	<ul style="list-style-type: none"> <li>Seating</li> <li>Picnic Areas with Tables</li> <li>Activate Middle Terrace</li> <li>New Pavement</li> </ul>	<ul style="list-style-type: none"> <li>Wall Murals or Textured finish</li> <li>Drinking Fountains</li> <li>Bright Colors</li> <li>Stroller Parking</li> </ul>	<ul style="list-style-type: none"> <li>Dinosaur Theme</li> <li>Sprays</li> <li>Interactive Features</li> </ul>	<ul style="list-style-type: none"> <li>Welcoming Entrance</li> <li>Multiple Accessible Entrances</li> <li>Accessible Entry from Riverside Drive Sidewalk</li> </ul>	<ul style="list-style-type: none"> <li>Planting</li> <li>Retain Trees</li> <li>More Green Spaces</li> <li>Shade</li> </ul>



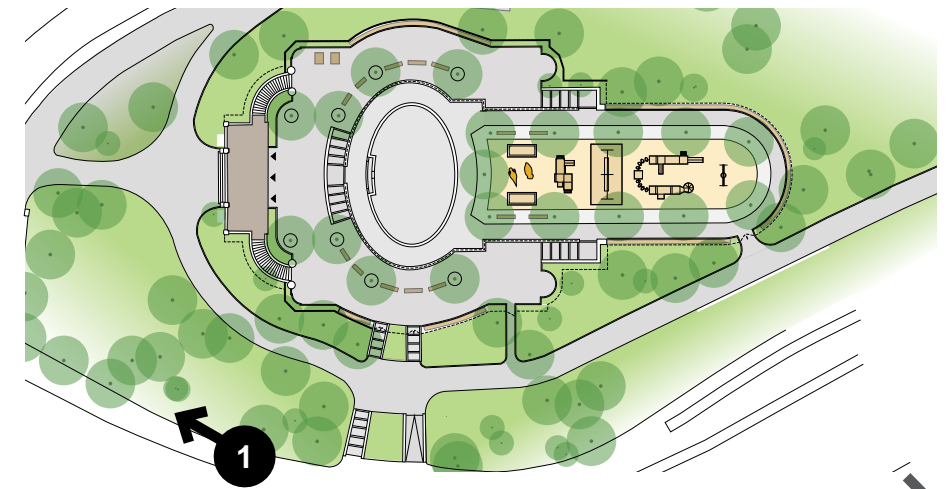


- ### Legend
- Project Limit
  - ◀ Building Access
  - ↔ Park Entrance
  - ↔- Park Entrance (Closed)
  - ← Traffic
  - Building or Structure
  - Pavement
  - Safety Surface
  - Existing Sinkhole
  - Area prone to Flooding
  - ⚡ Wall In Poor Condition Spalling, Cracking, Algae
  - ⦿ Pavement Heaving
  - ▨ Sightline Barrier
  - Low Wall/Cheek Wall
  - Wall
  - +25.00' Existing Grade

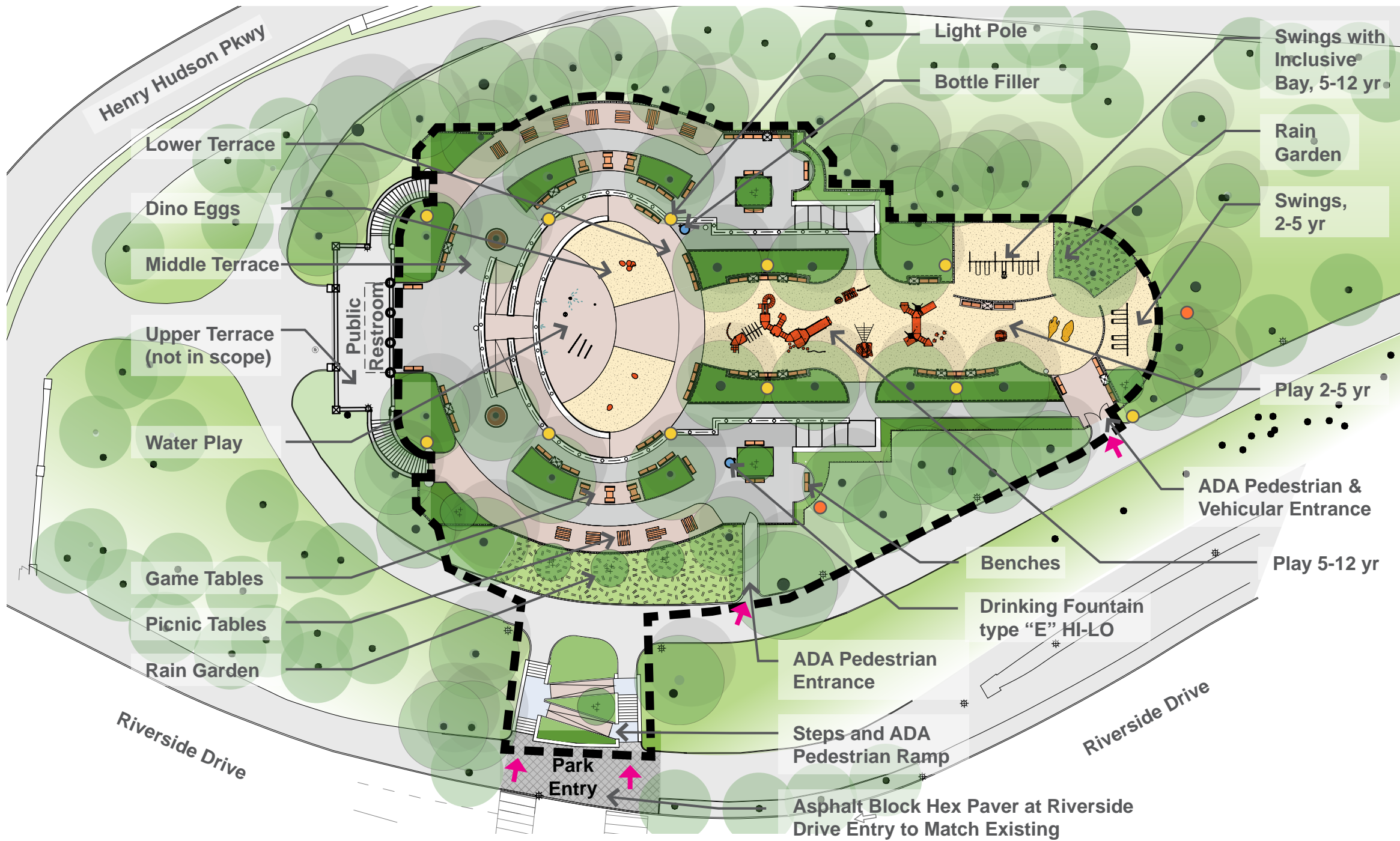




1 - View from Riverside Dr West toward the Playground



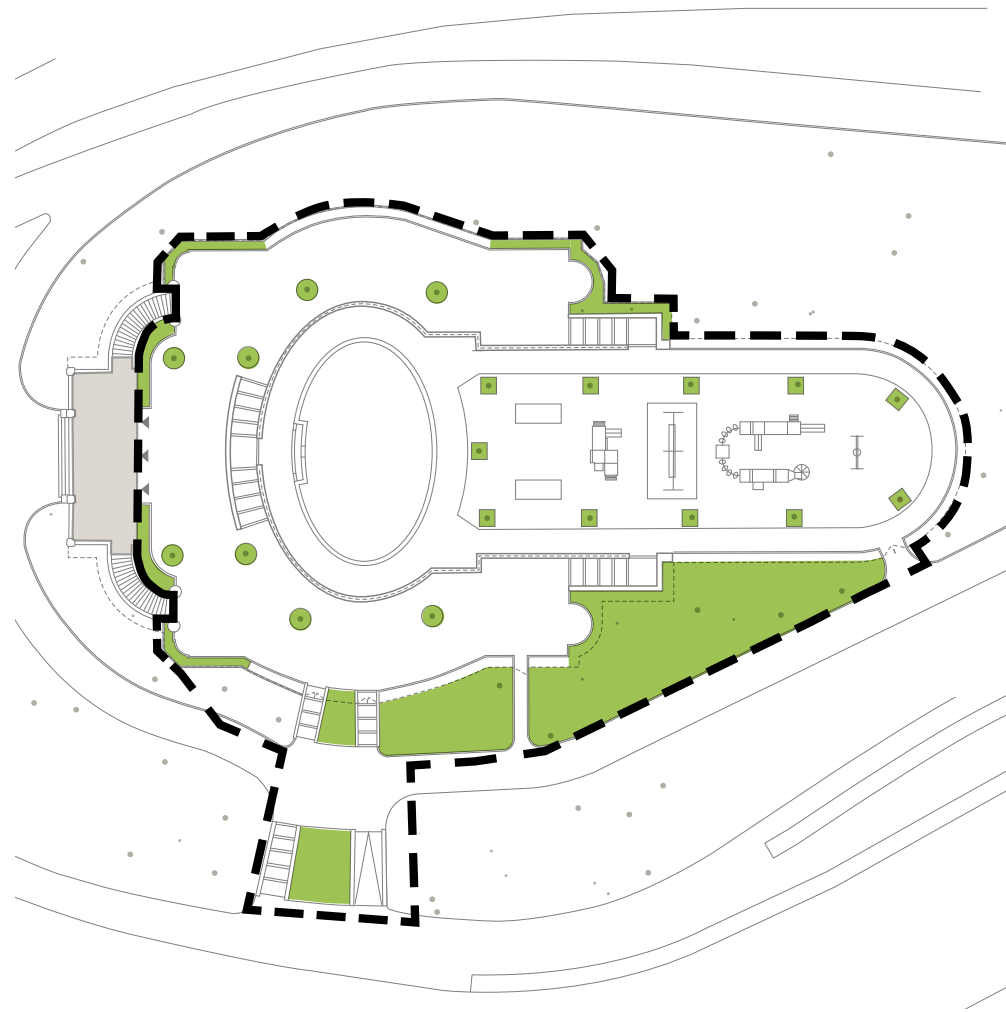




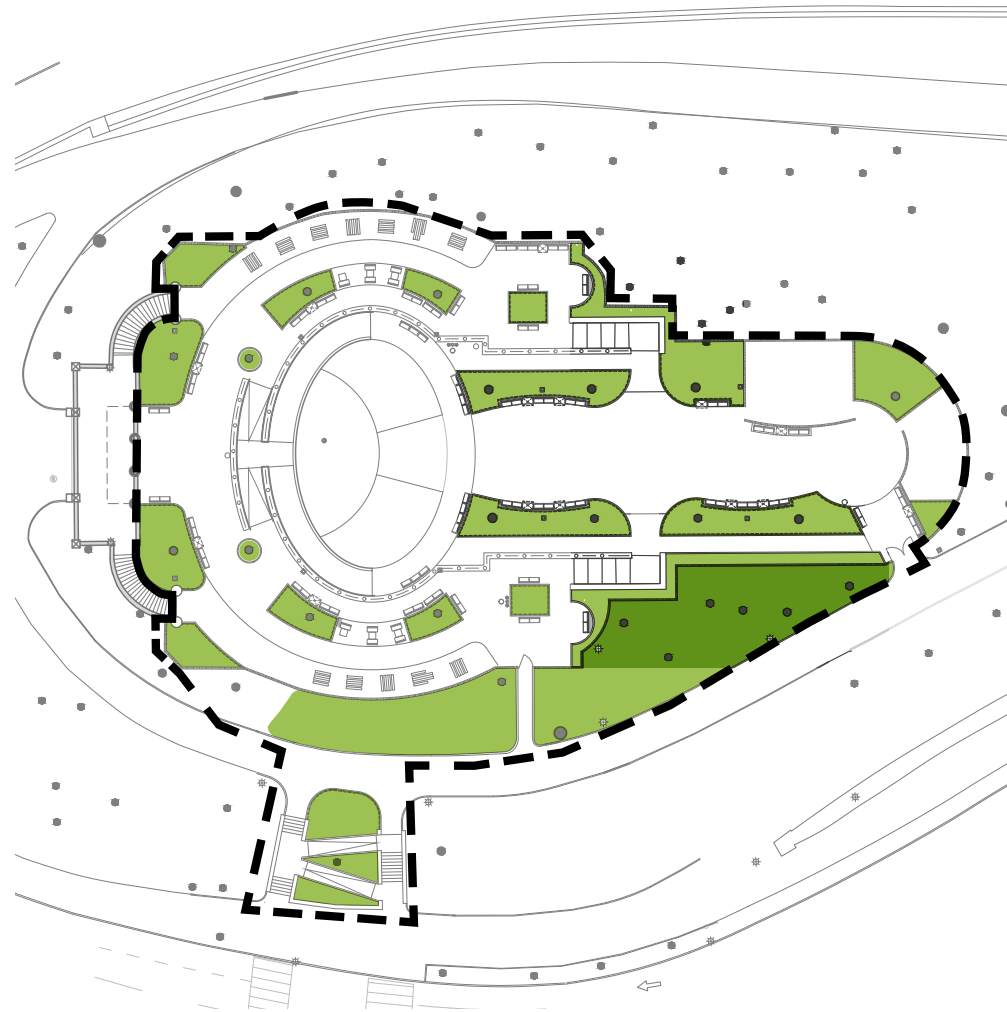
### Legend

- Project Limit
- Park Entrance
- Existing Tree
- Proposed Tree
- Existing Asphalt Pavement
- Asphalt Pavement
- Concrete Pavement
- Asphalt Block Hex Pavers
- Bluestone Pavers
- Safety Surface
- Planted Beds
- Rain Garden
- Parks Security Lighting
- Parks Sports Lighting
- Drinking Fountain or Bottle Filler





Existing Permeability: 16%



Proposed Permeability: 35%

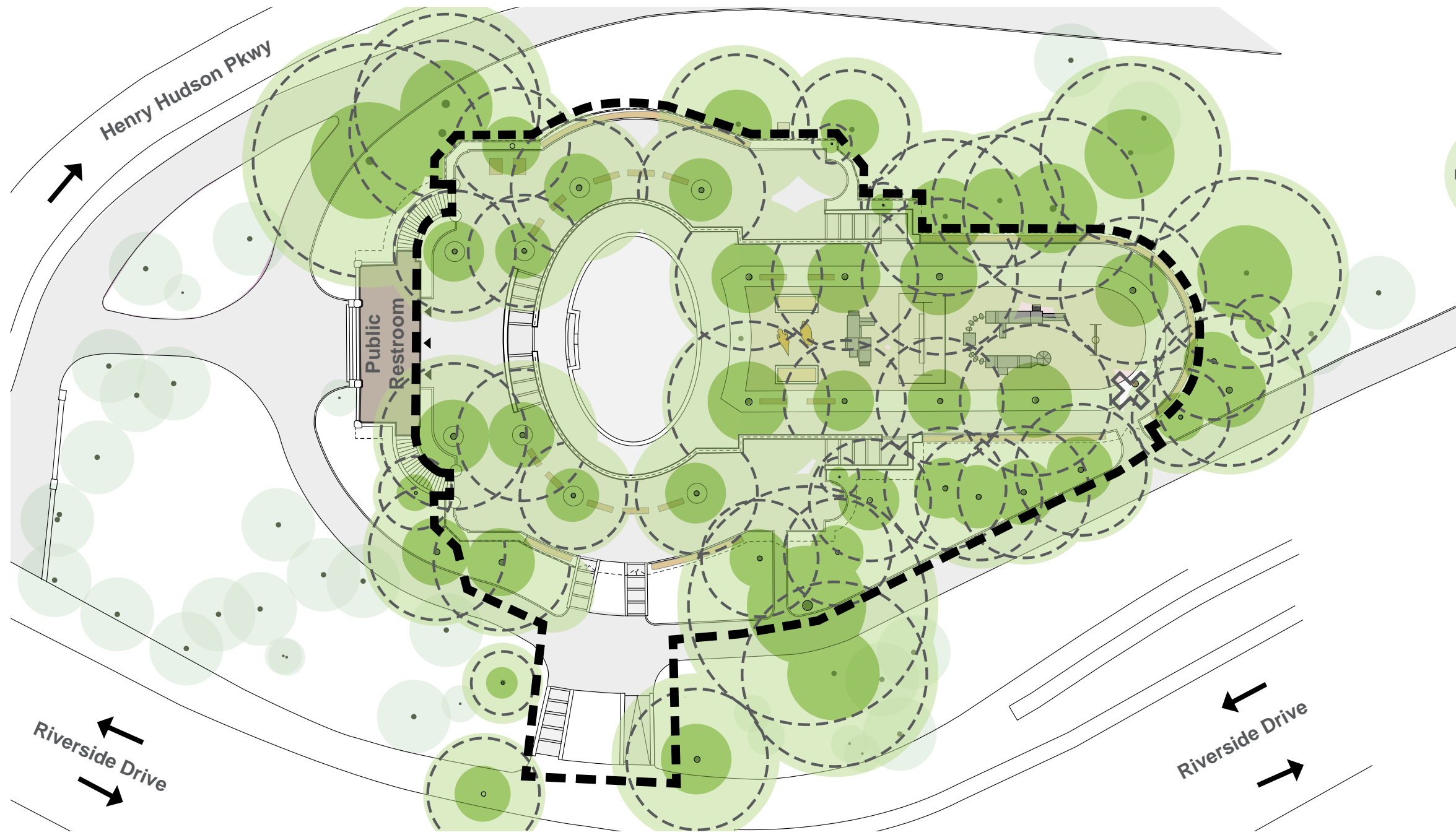
## LEGEND

 Planting Bed or Treepit

## SUSTAINABLE PRACTICES

- Reduce storm water runoff with RainGardens
- Balance cut and fill
- Use recycled content material
- Improve tree health and growing conditions
- Use site appropriate resilient plant material





### Legend

- Structural Root Zone (Estimated based on DBH)
- Canopy
- Trunk with Diameter at Breast Height (DBH)
- Critical Root Zone (Estimated based on DBH)
- Stump Removal
- Tree Removal due to poor condition
- Tree Removal due to design considerations
- TP Tree to be transplanted

**Existing Tree Species**

37	London Planetrees
10	Katsura Tree
4	Sweetgum
2	European Hornbeam
2	American Elm
1	Black Locust

Tree inventory info shown is based on the NYC Tree Map. <https://tree-map.nycgovparks.org/>



Existing Picnic Tables to be removed, typical for all

Existing Benches to be removed, typical for all

Existing Bluestone Risers at central ramp steps to be removed

Existing Concrete Seat Wall to be removed

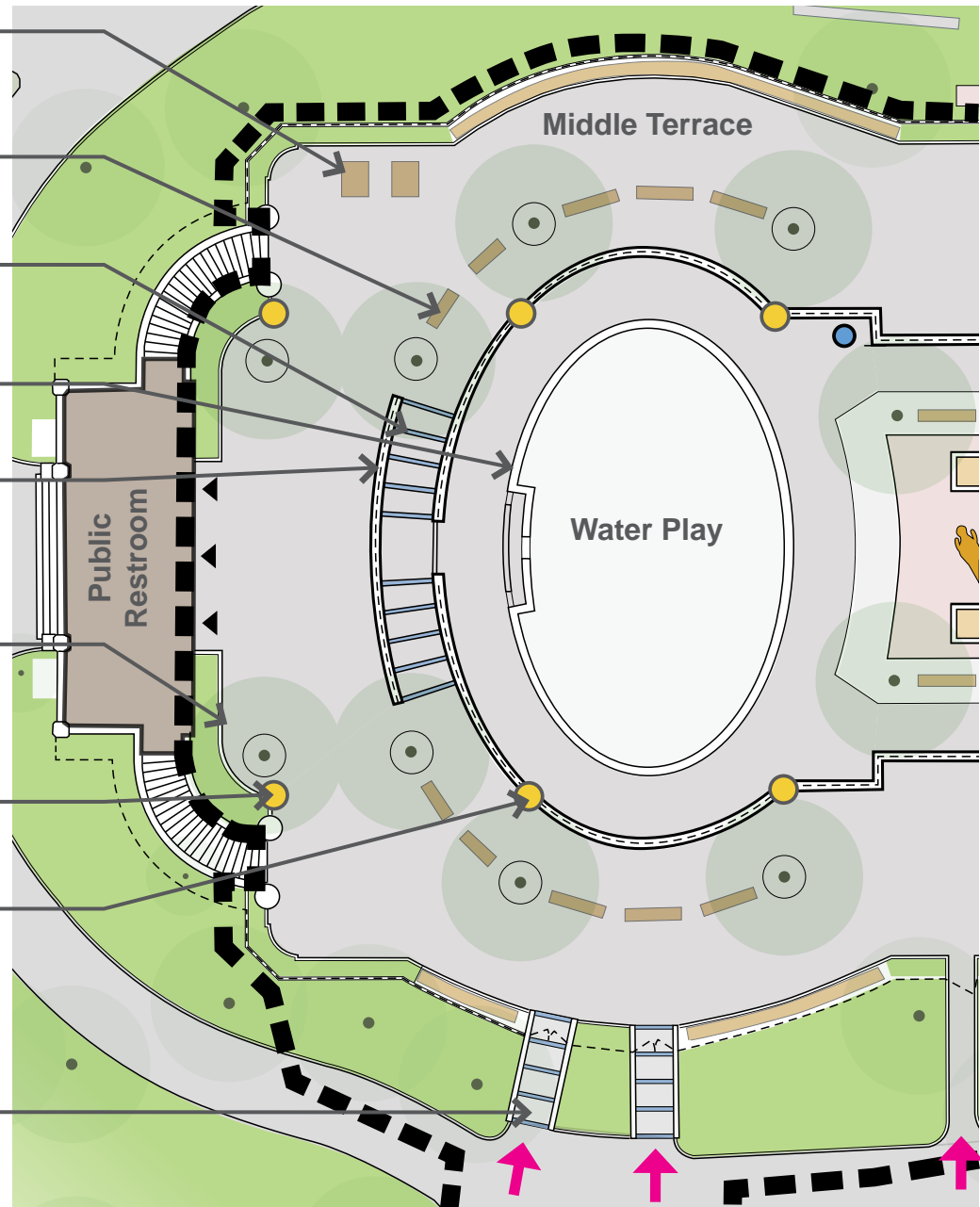
Existing Parapet Wall to be repaired and remain. Existing Stone Coping to remain

Existing planting granite curbs at building entry to be removed, both sides

Existing Light Pole to remain, both sides

Existing Light Pole on Concrete Wall without Luimaire to remain, install typical Riverside Luminaire

Existing Bluestone Steps and cheekwalls to be removed



Existing Plan

New Picnic Tables, typ.

New Game Tables, typ.

New Benches, typ.

Larger Tree Planters, typ.

New Central Concrete Ramps

New Concrete Wall for Ramp

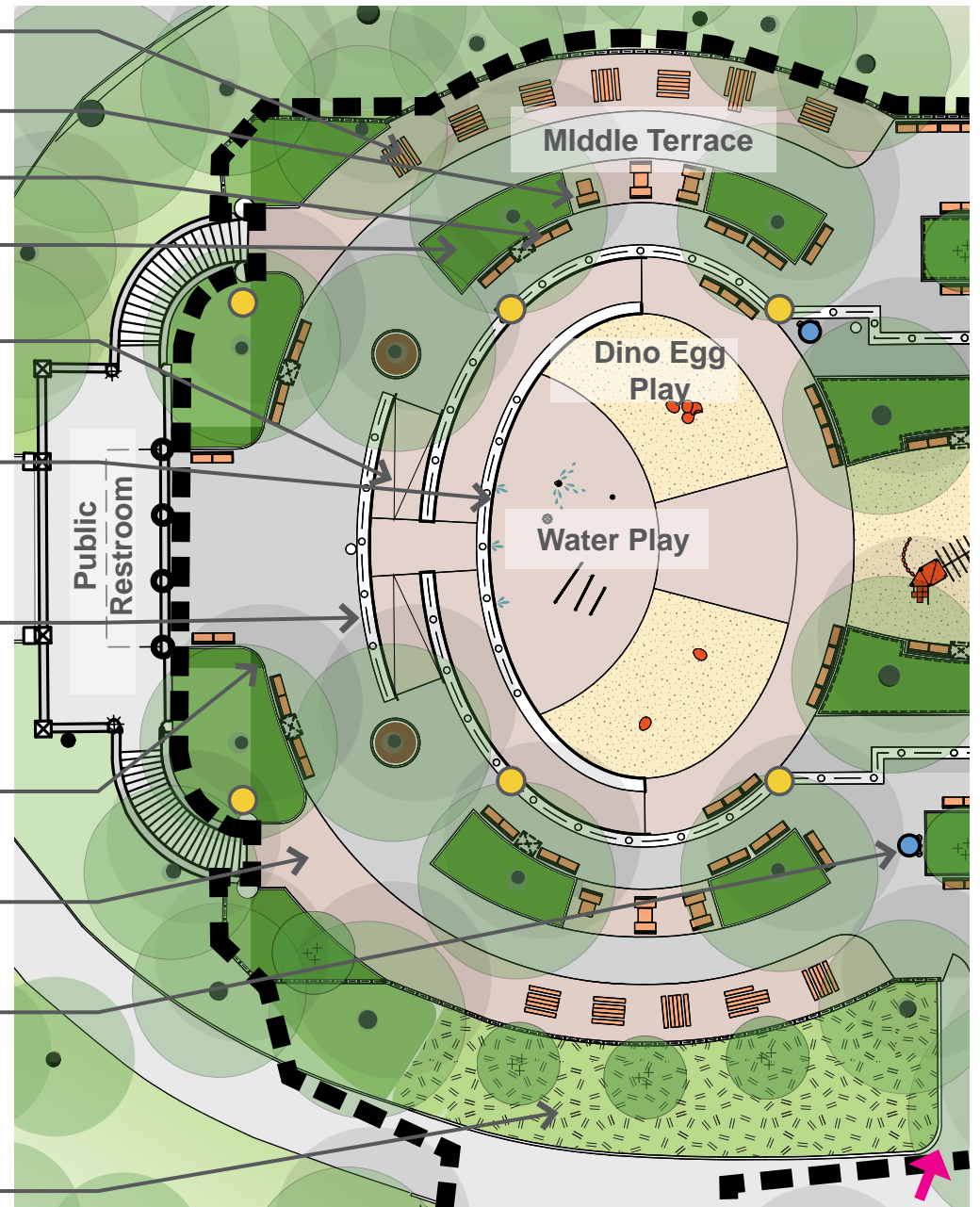
Existing Parapet Wall to be repaired and remain. Existing Stone Coping to remain

Enlarged Planter with Granite Curb, both sides

New Concrete Pavement

New Drinking Fountain and Bottle Filler

New Rain Garden



Proposed Plan

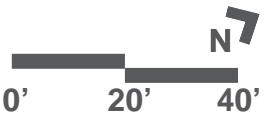


NYC Parks



STARR WHITEHOUSE  
Landscape Architects  
and Planners PLLC

# Dinosaur Playground | Enlargement Plans - South





Existing Bluestone Steps and cheek wall to remain, both sides

Existing Drinking Fountain to be removed

Existing Sandboxes to be Removed

Existing Dinosaurs to be Removed and Salvaged

Existing Light Pole to remain

Existing Benches to be removed, typical for all

Existing 2-5 yr Play

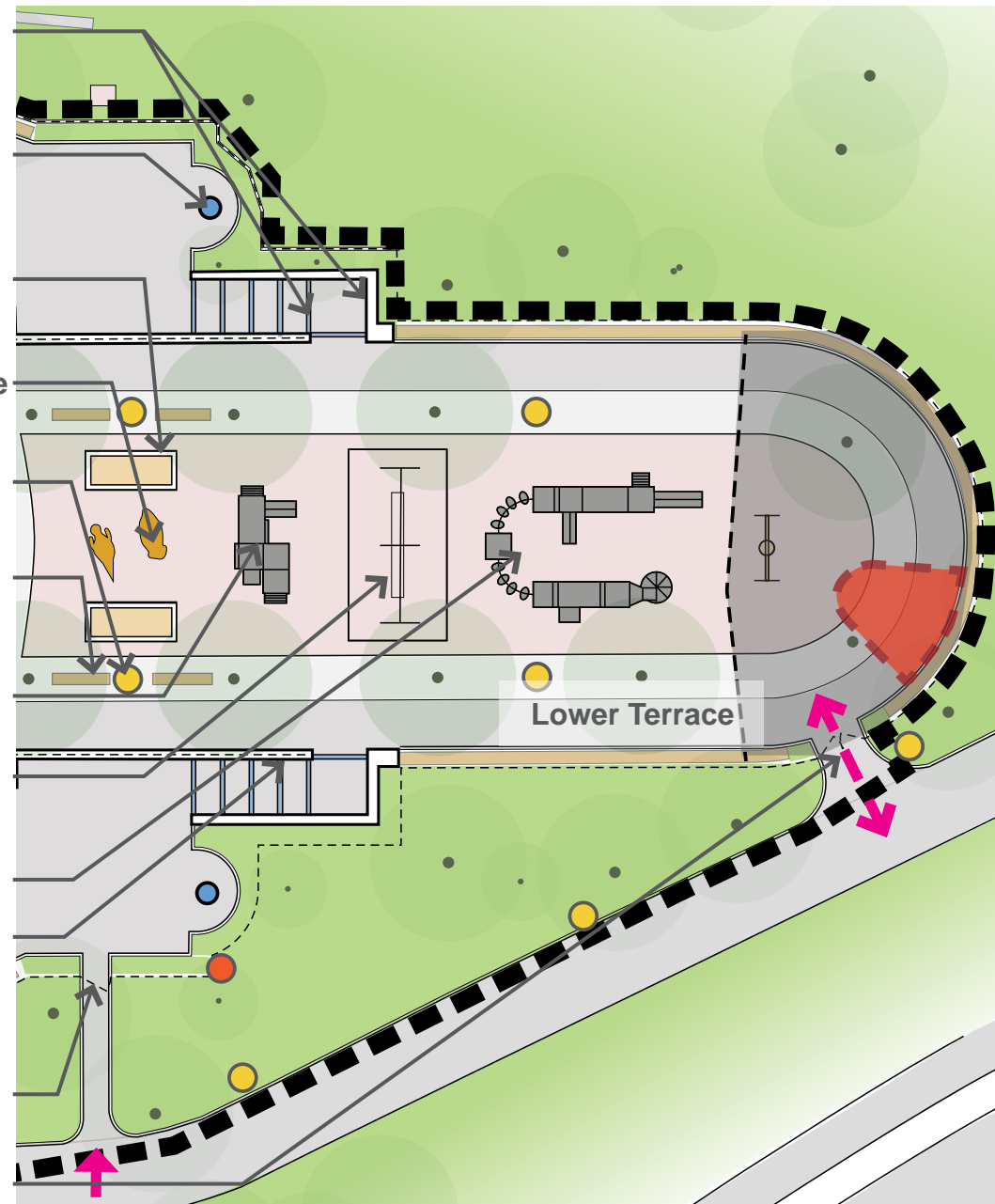
Existing 2-5 yr and 5-12 yr Swings

Existing 5-12 yr Play

Existing Parapet Wall to be repaired and remain. Existing Stone Coping to remain

Upper Terrace Entry to remain

Existing Entry to remain



Existing Plan

New Planter, both sides

Existing Parapet Wall to be repaired and remain. Existing Stone Coping to remain

Existing Light Pole to remain, typ.

Existing Bluestone Steps and cheek wall to remain, both sides

New 5-12 yr and 2-5 yr Play

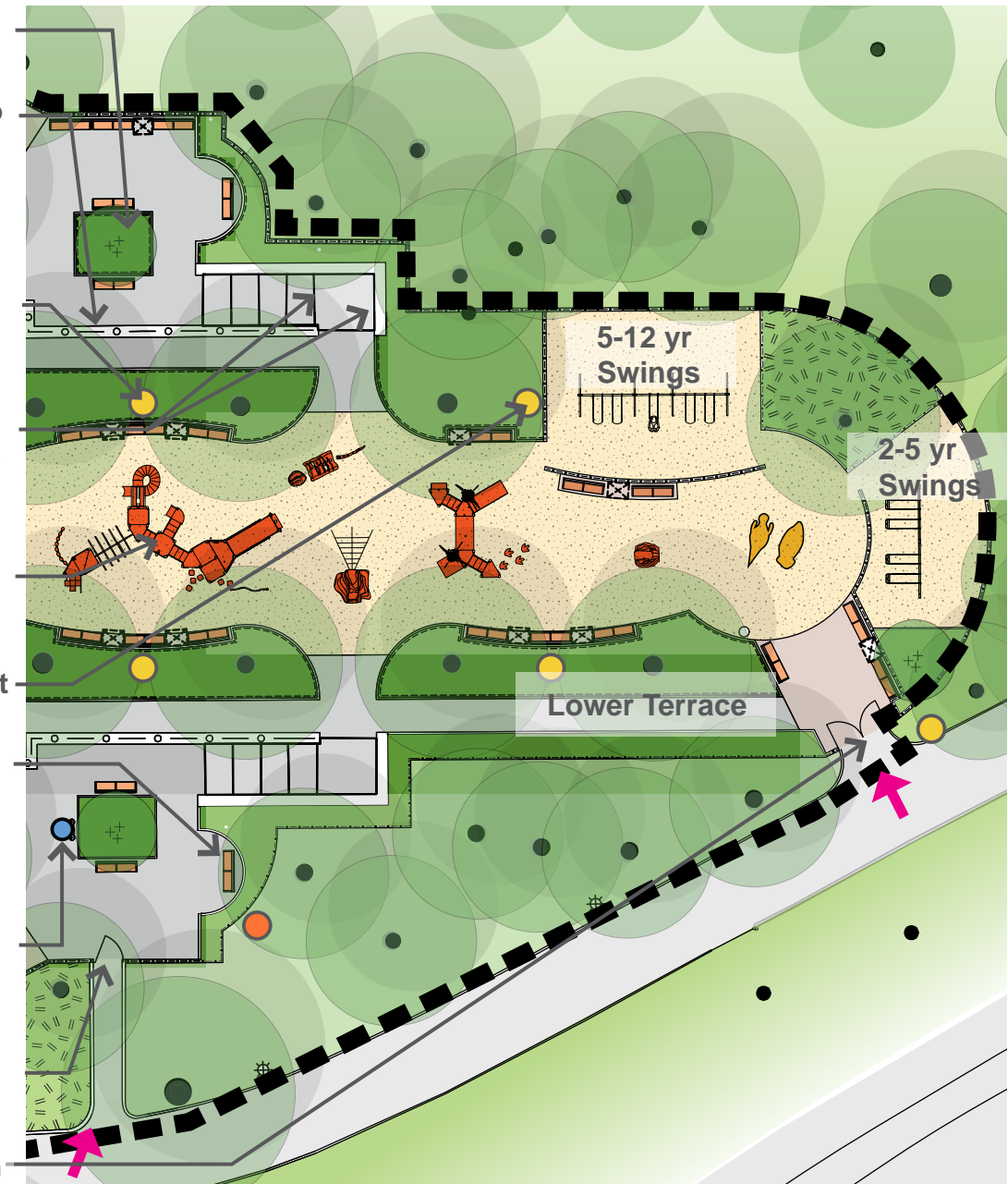
Relocated Existing Light Pole

New Benches, typ.

New Drinking Fountain and Bottle Filler

Upper Terrace Entry to remain

Existing Entry to remain

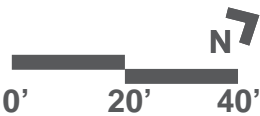


Proposed Plan



STARR WHITEHOUSE  
Landscape Architects  
and Planners PLLC

# Dinosaur Playground | Enlargement Plans - North





Existing Benches to be removed, typ.

Existing Bluestone Steps and cheekwalls to be removed

Existing Light Pole to remain

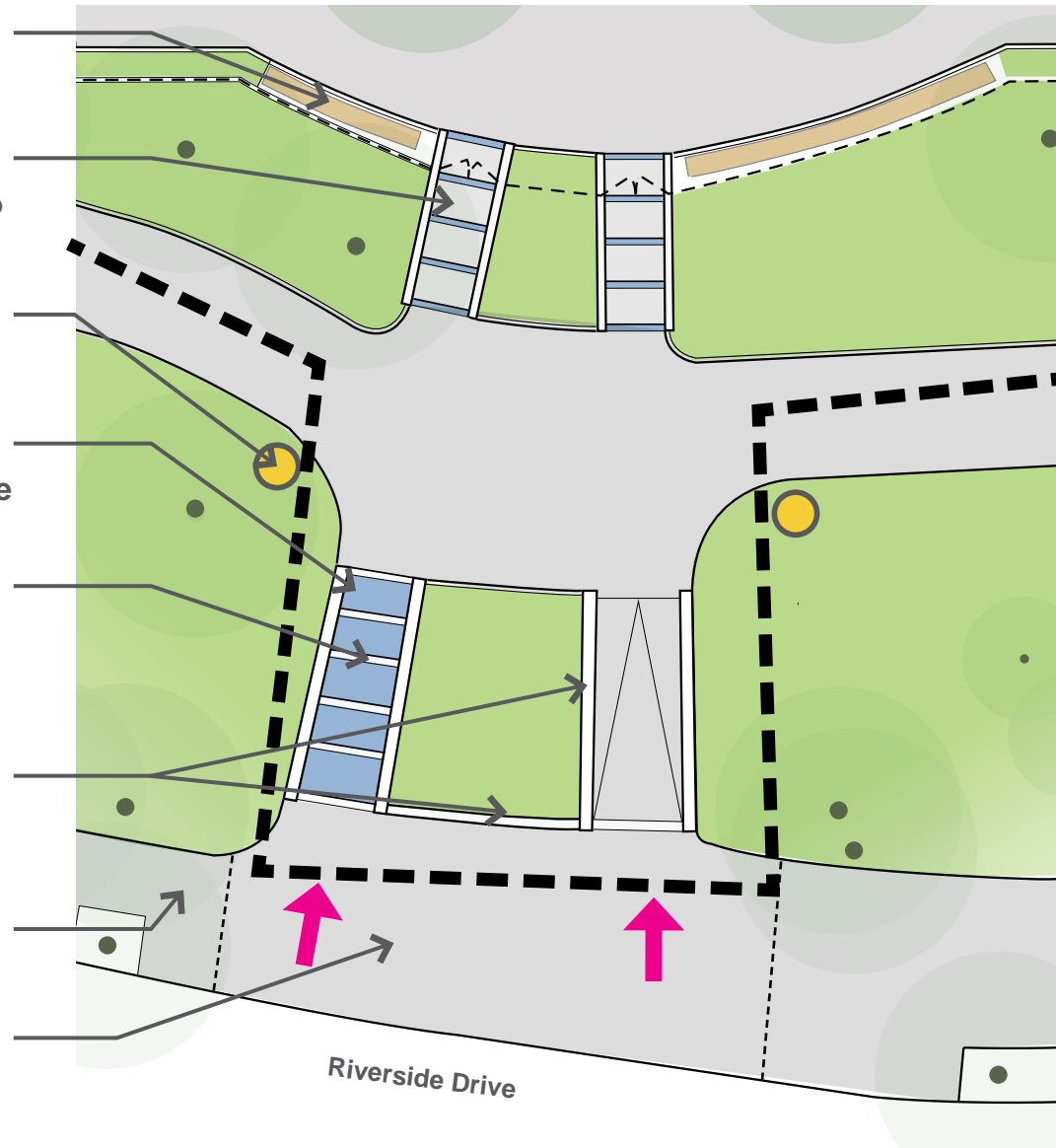
Existing Bluestone Pavers at Landings to be removed and salvaged

Existing Granite Steps to be removed and salvaged

Existing Granite Curbs to be removed at steps and ramp

Existing Asphalt Hex Pavers to remain

Remove Existing Asphalt Hex Pavers at Entry



Existing Plan

New Perimeter Fence on New Concrete Retaining Curb at Removed Steps

New Rain Garden

Existing Light Pole to remain, typ.

New Planting Bed

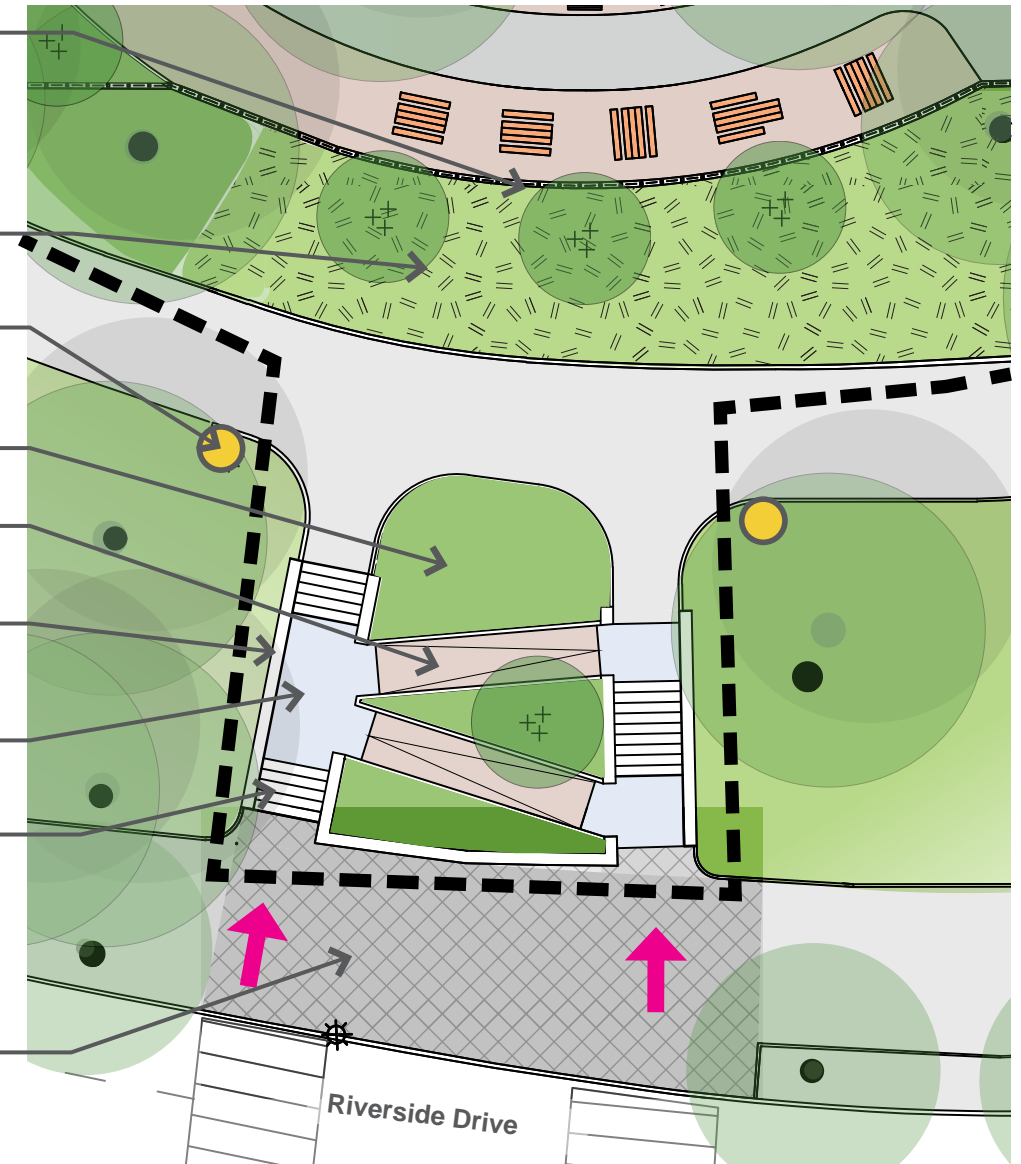
New Accessible Ramps

New Granite Curbs at Steps and Planting Bed

New Bluestone Paver Landings

New or Salvaged Granite Steps

New Asphalt Hex Pavers at Entry



Proposed Plan

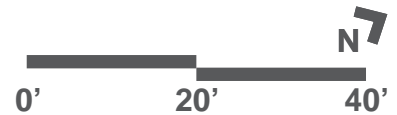


NYC Parks

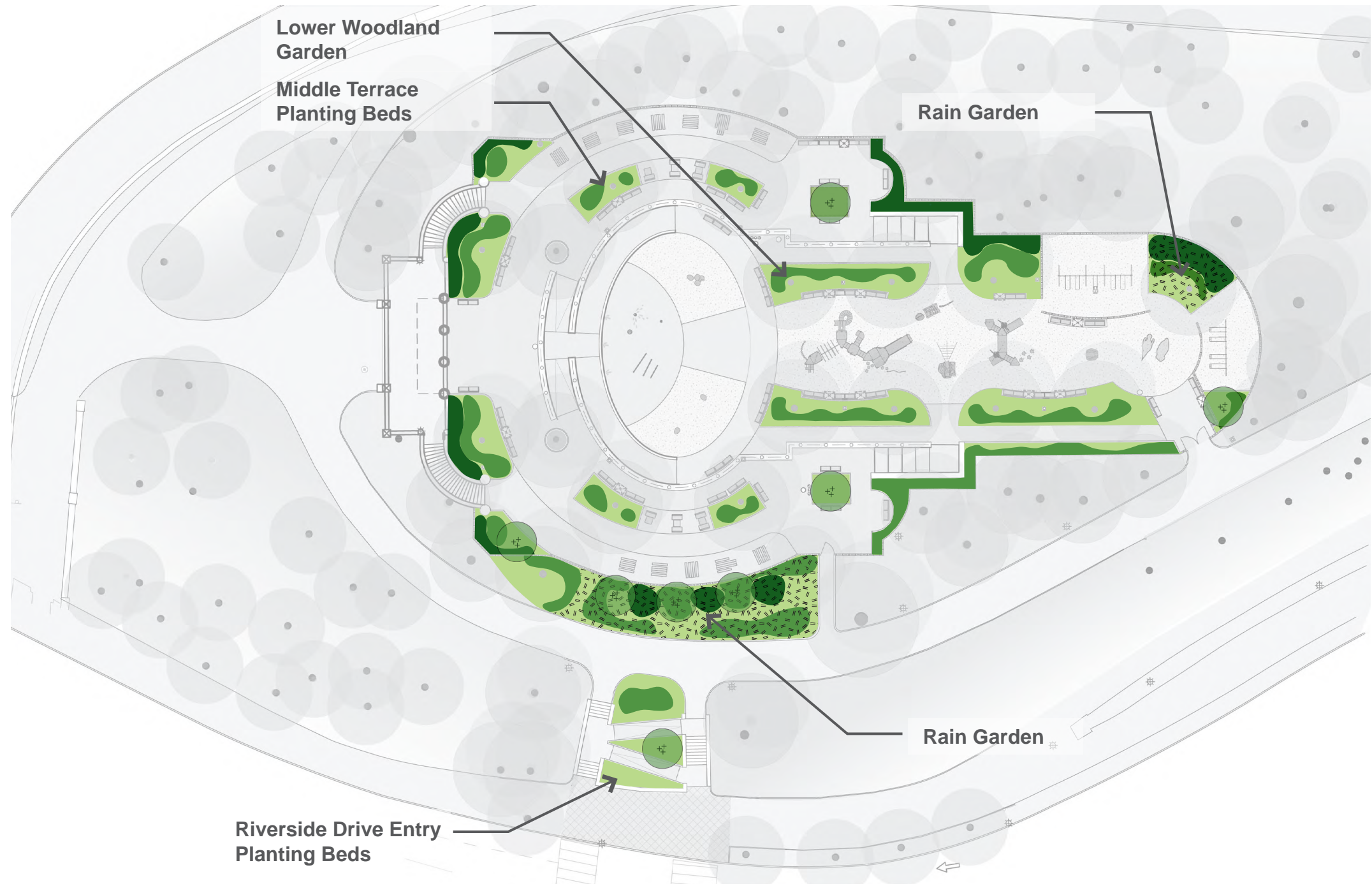


STARR WHITEHOUSE  
Landscape Architects  
and Planners PLLC



# Dinosaur Playground | Enlargement Plans - Riverside Drive Entrance







# LEGEND

-  Proposed Small Tree
-  Tall Shrubs
-  Medium Shrubs
-  Groundcover
-  Rain Garden





*Crataegus crus-galii* var. *inermis*  
Thornless Cockspur Hawthorn, Multistem



*Cornus kousa*  
Kousa Dogwood, Multistem



*Fothergilla x intermedia* 'Mount Airy'  
Fothergilla 'Mount Airy'



*Itea virginica*  
Virginia Sweetspire



*Prunus laurocerasus* 'Otto Luyken'  
Cherry Laurel



*Hydrangea quercifolia* 'Sike's Dwarf'  
Oakleaf Hydrangea



*Carex pensylvanica*  
Pennsylvania Sedge



*Pachysandra procumbens*  
Allegheny Spurge



NYC Parks



STARR WHITEHOUSE  
Landscape Architects  
and Planners PLLC

Dinosaur Playground | Middle Terrace and Riverside Drive Entry - Plant Palette





**Amelanchier lamarckii**  
Serviceberry, Multistem



**Prunus laurocerasus 'Otto Luyken'**  
Cherry Laurel



**Rhus aromatica 'Gro-Low'**  
Fragrant Sumac



**Polystichum acrostichoides**  
Christmas Fern



**Dennstaedtia punctilobula**  
Hay-Scented Fern



**Brunnera macrophylla**  
Siberian Bugloss



**Asplenium scolopendrium**  
Hart's-tongue fern



**Pachysandra procumbens**  
Allegheny Spurge



NYC Parks



STARR WHITEHOUSE  
Landscape Architects  
and Planners PLLC

## Dinosaur Playground | Lower Woodland Garden - Plant Palette





**Taxodium distichum var. distichum**  
Bald Cypress



**Ilex verticillata 'Jim Dandy'**  
Common Winterberry



**Ilex verticillata 'Nana' RED SPRITE**  
Common Winterberry



**Ilex glabra 'Shamrock'**  
Inkberry



**Comptonia peregrina**  
Sweetfern



**Heuchera villosa 'Autumn Bride'**  
Hairy Alum Root

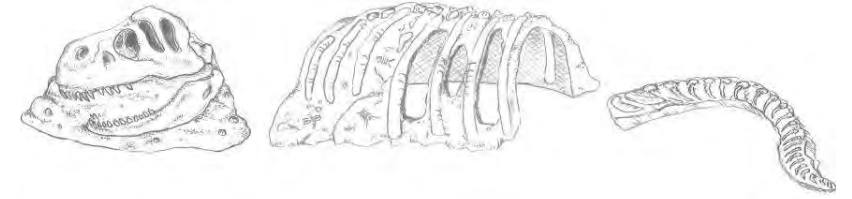


**Carex blanda**  
Common Wood Sedge



**Asarum canadense**  
Wild Ginger






Fossil Climber



Overall Play Equipment (5-12)



"The Pointe"  
Rock/Net Feature



Powder-Coated Metal Colors





Overall Play Equipment (2-5)



Dino Fossil Climber



Prehistoric Bridge and Tunnel



Safety Surface Material:  
Bonded Rubber Crumb Tiles  
Color: Beige 60%, Light Grey 40%



Peak Natural Climber



Triceratops Fossil Climber




Dino Footprints



“Forest” Cluster of Posts

*Features under consideration depending on budget*

Play Panels at Swing Fence



Powder-Coated Metal Colors



Water Play - Total 25 GPM



WhirlFlex - SM, MD, LG loops  
Color: White




Side Wall Stream Jet x 3  
on south ramp wall



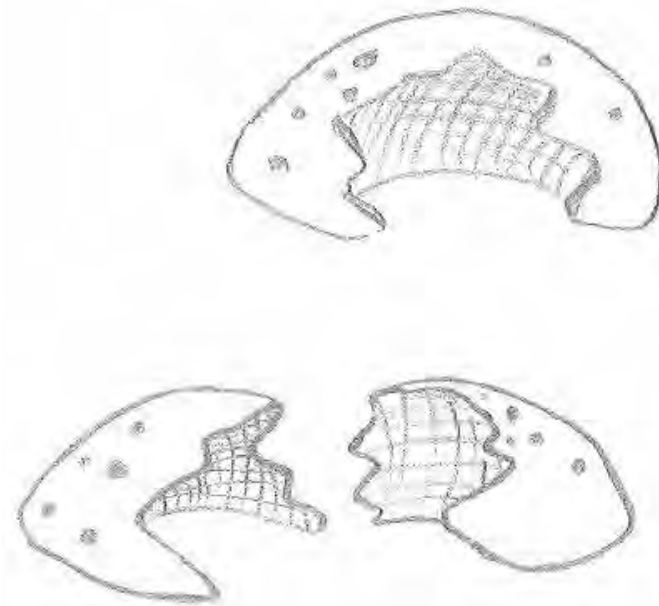
Misting Palm x 1  
Color: Limon/Leaf



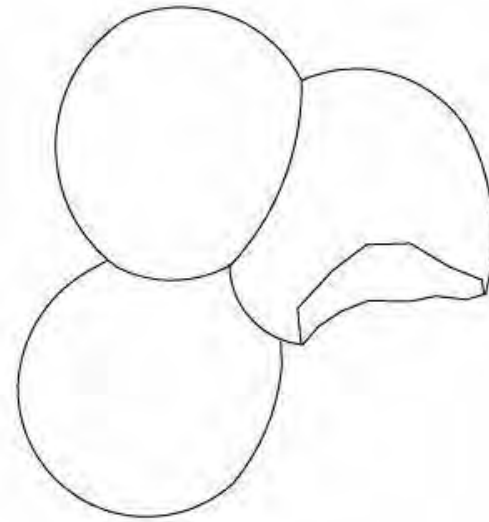
Hydrologix Activator  
Color: Green



Colored Concrete Pavement  
Color: Natural (uncolored) and French Grey



Dry Play (Concept Sketches)



Play Eggs - Sensory, Quiet, Cozy



Safety Surface Material:  
Bonded Rubber Crumb Tiles  
Color: Beige 60%, Light Grey 40%